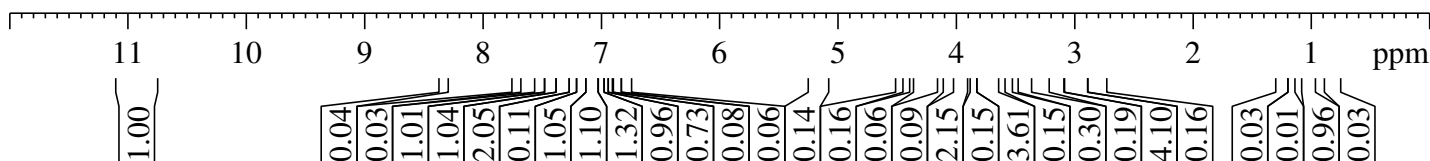
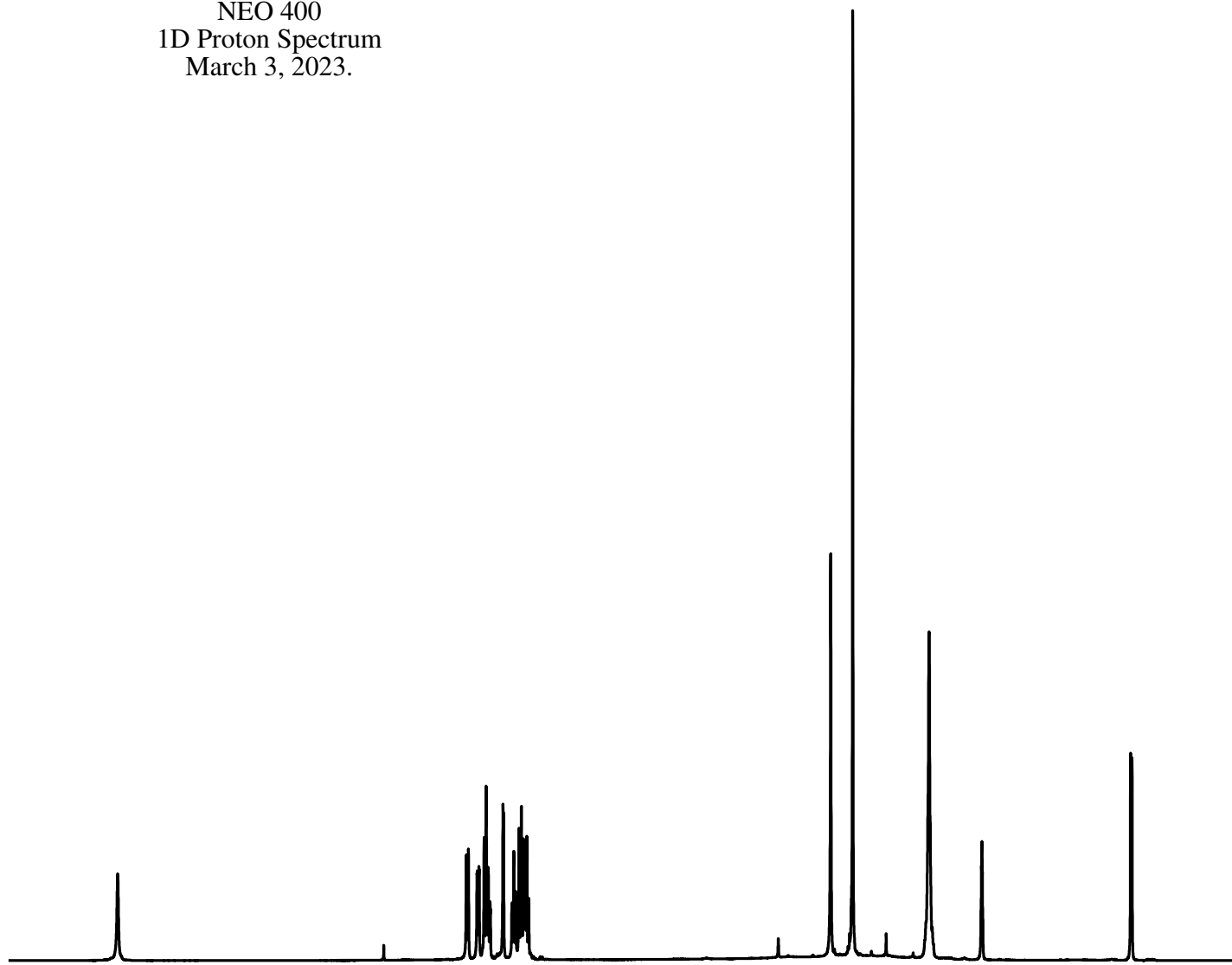


TNBOMe HCl in DMSO-d6  
NEO 400  
1D Proton Spectrum  
March 3, 2023.

Current Data Parameters  
NAME Syntharise030323  
EXPNO 400  
PROCNO 1

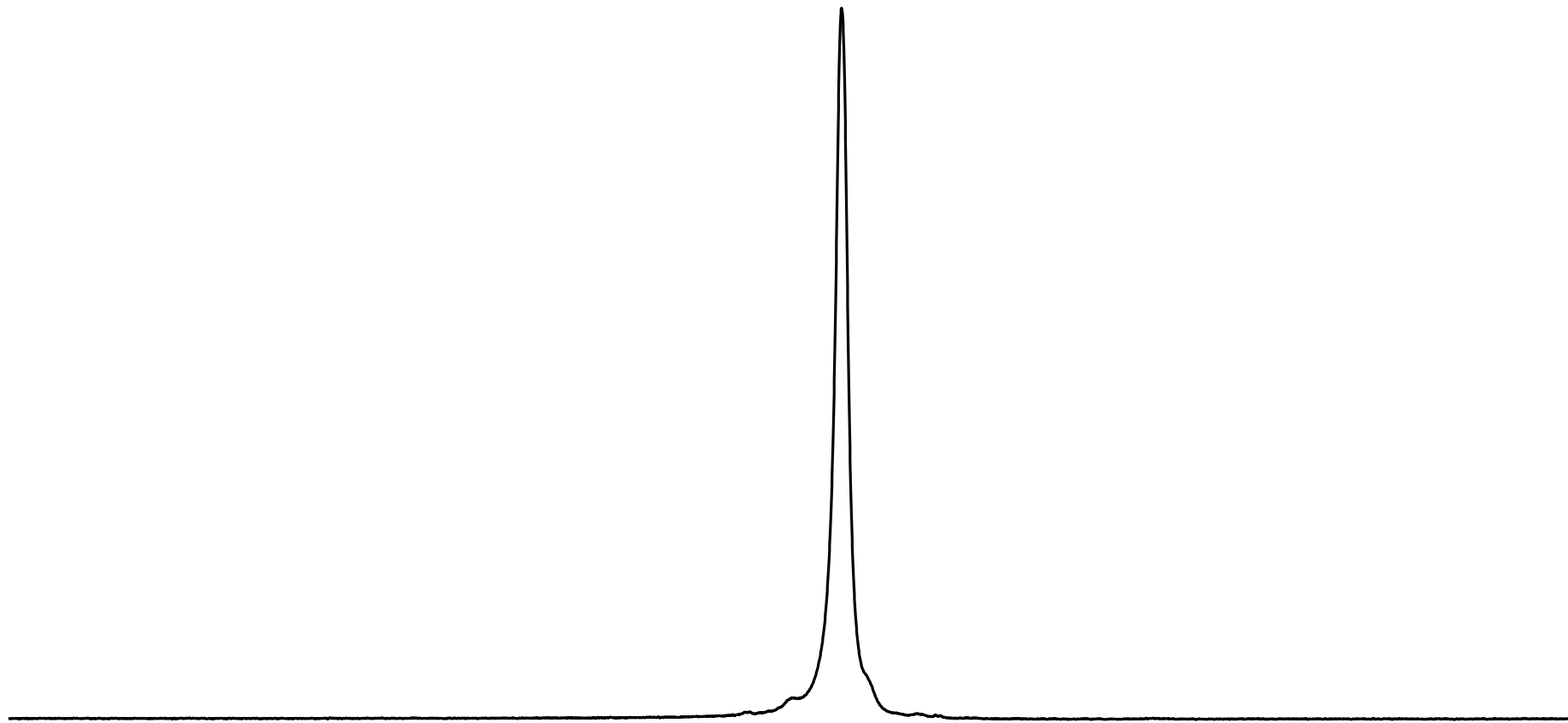
F2 - Acquisition Parameters  
Date\_ 20230303  
Time 14.52 h  
INSTRUM Avance Neo 400  
PROBHD Z163739\_0039 (zg30)  
PULPROG zg30  
TD 65536  
SOLVENT DMSO  
NS 16  
DS 0  
SWH 8196.722 Hz  
FIDRES 0.250144 Hz  
AQ 3.9976959 sec  
RG 101  
DW 61.000 usec  
DE 13.54 usec  
TE 298.2 K  
D1 0.10000000 sec  
TD0 1  
SFO1 400.3424721 MHz  
NUC1 1H  
P0 3.33 usec  
P1 10.00 usec  
PLW1 14.20300007 W

F2 - Processing parameters  
SI 65536  
SF 400.3400072 MHz  
WDW EM  
SSB 0  
LB 0.30 Hz  
GB 0  
PC 1.00



TNBOMe HCl in DMSO-d6  
NEO 400  
1D Proton Spectrum  
March 3, 2023.

— 10.933



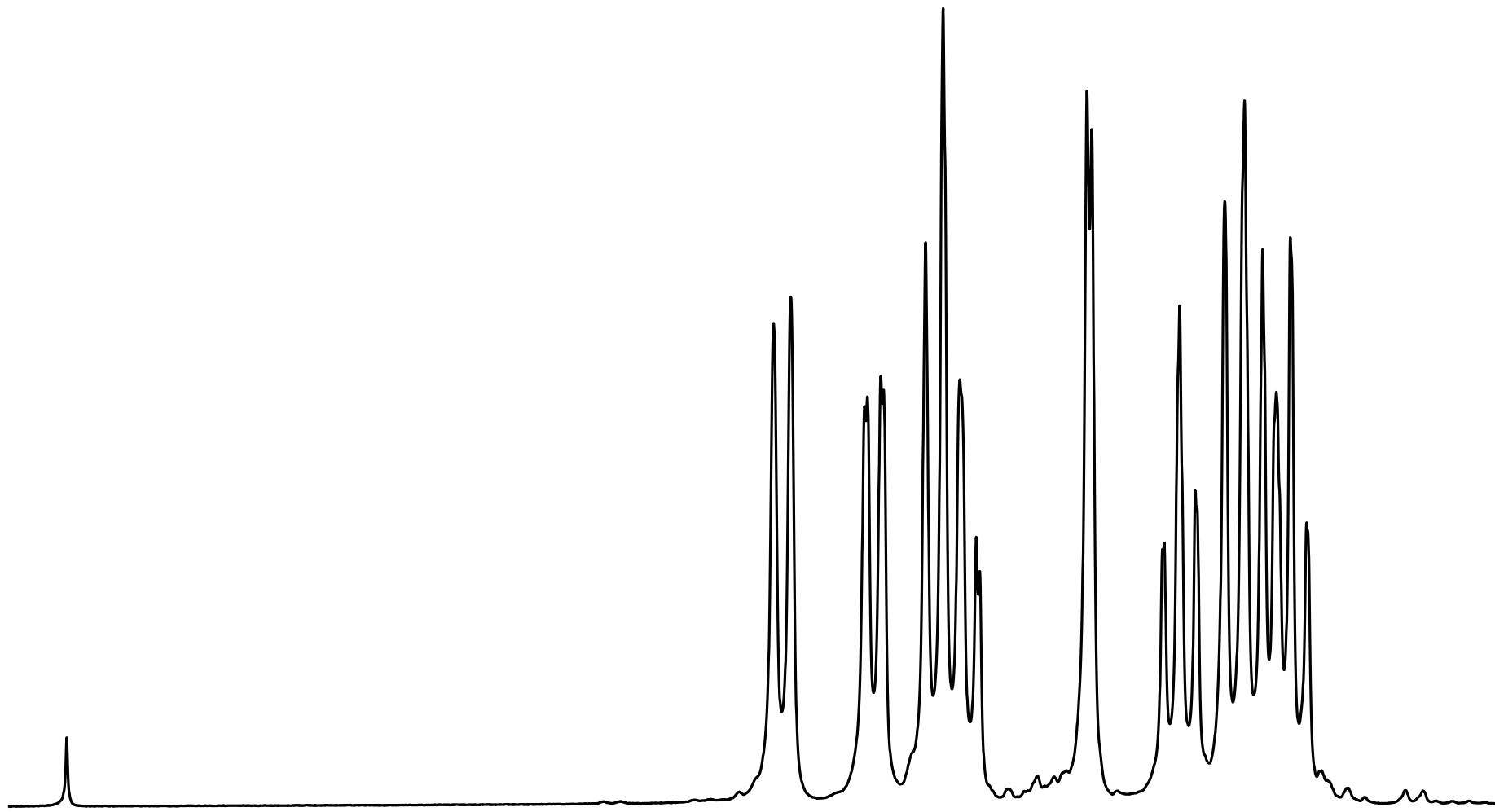
11.9 11.8 11.7 11.6 11.5 11.4 11.3 11.2 11.1 11.0 10.9 10.8 10.7 10.6 10.5 10.4 10.3 10.2 ppm

1.00

8.333

TNBOMe HCl in DMSO-d6  
NEO 400  
1D Proton Spectrum  
March 3, 2023.

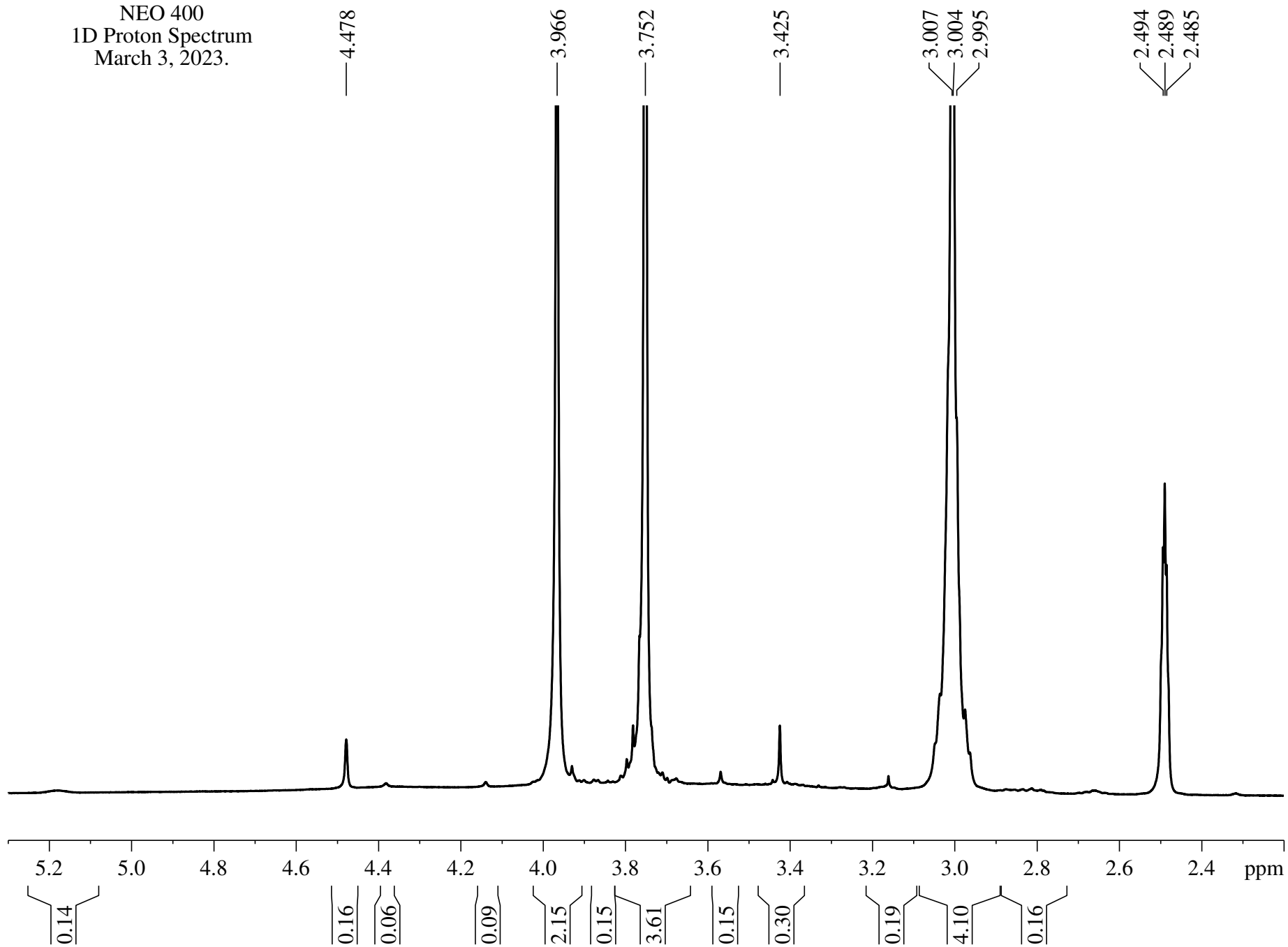
7.526  
7.506  
7.422  
7.419  
7.404  
7.400  
7.352  
7.332  
7.313  
7.295  
7.291  
7.168  
7.163  
7.082  
7.080  
7.062  
7.044  
7.042  
7.011  
6.988  
6.968  
6.952  
6.936  
6.917



8.3 8.2 8.1 8.0 7.9 7.8 7.7 7.6 7.5 7.4 7.3 7.2 7.1 7.0 6.9 6.8 ppm

0.04 0.03 1.01 1.04 2.05 0.11 1.05 1.10 1.32 0.96 0.73 0.08 0.06

TNBOMe HCl in DMSO-d6  
NEO 400  
1D Proton Spectrum  
March 3, 2023.



TNBOMe HCl in DMSO-d6  
NEO 400  
1D Proton Spectrum  
March 3, 2023.

— 1.038  
— 1.022

