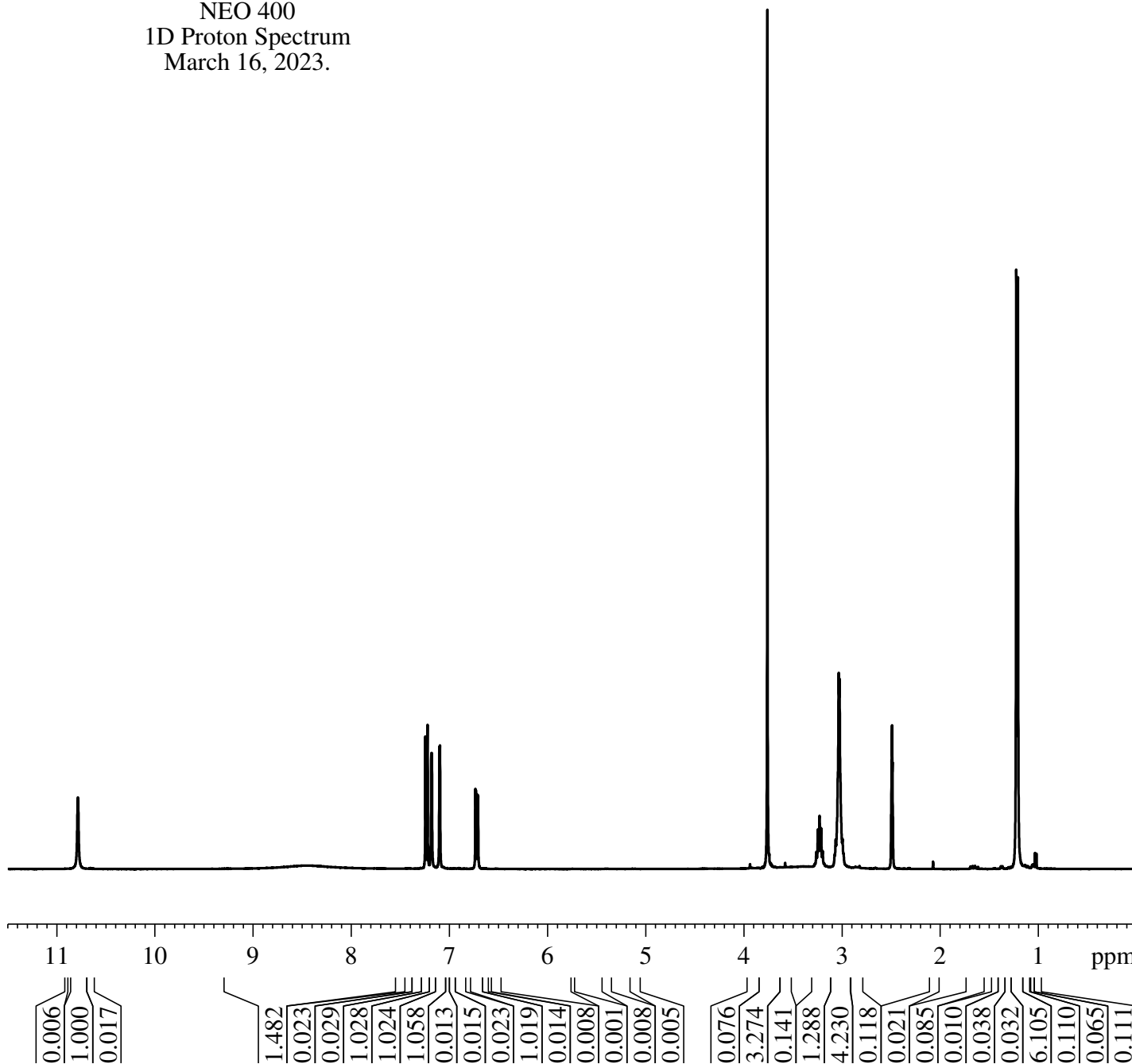


5-MeO-DiPT HCl in DMSO-d6
 NEO 400
 1D Proton Spectrum
 March 16, 2023.

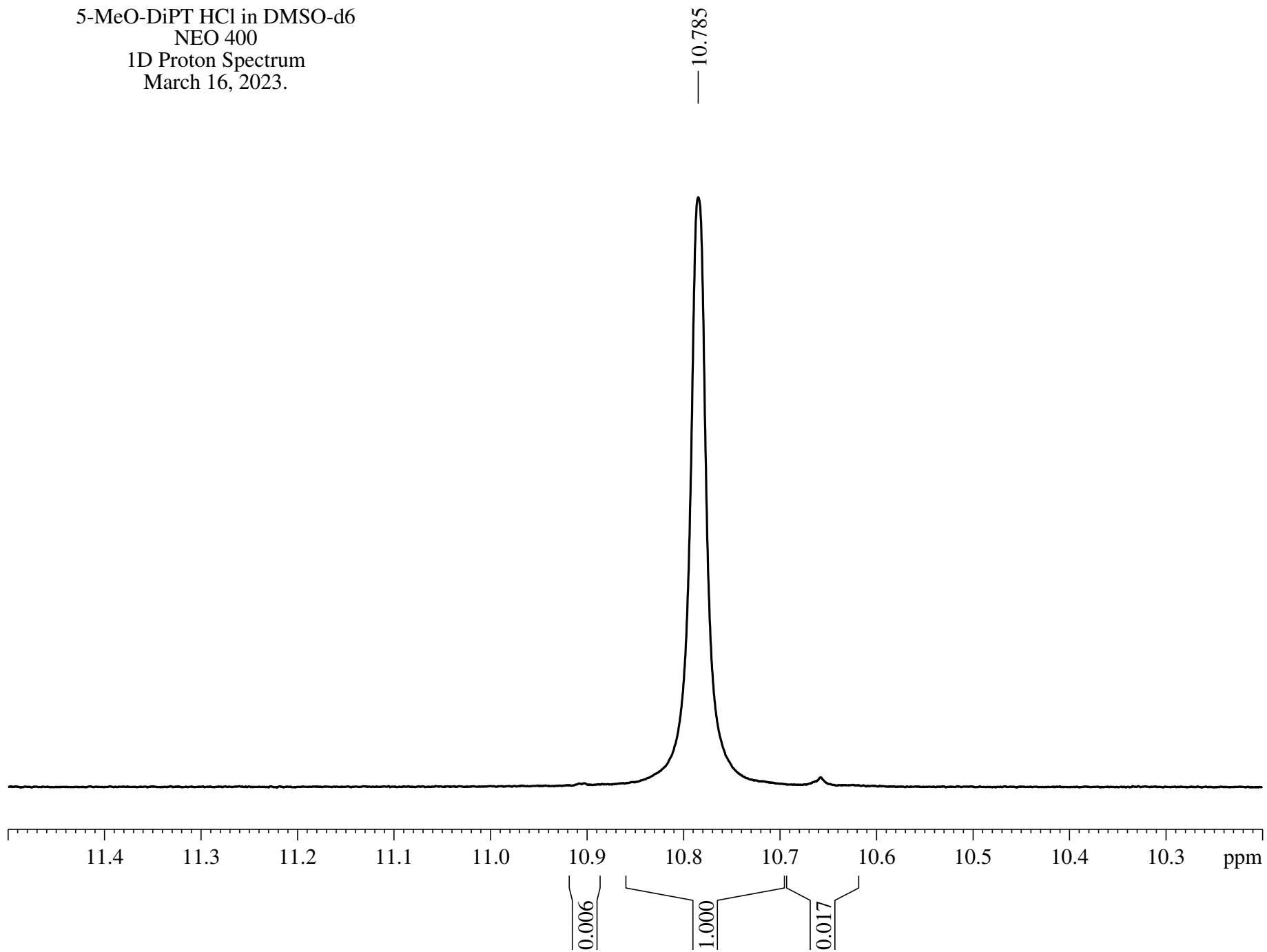
Current Data Parameters
 NAME Syntharise031623
 EXPNO 410
 PROCNO 1

F2 - Acquisition Parameters
 Date_ 20230316
 Time 14.33 h
 INSTRUM Avance Neo 400
 PROBHD Z163739_0039 (zg30)
 PULPROG zg30
 TD 65536
 SOLVENT DMSO
 NS 16
 DS 0
 SWH 8196.722 Hz
 FIDRES 0.250144 Hz
 AQ 3.9976959 sec
 RG 101
 DW 61.000 usec
 DE 13.54 usec
 TE 298.1 K
 D1 0.10000000 sec
 TD0 1
 SFO1 400.3424721 MHz
 NUC1 1H
 P0 3.33 usec
 P1 10.00 usec
 PLW1 14.20300007 W

F2 - Processing parameters
 SI 65536
 SF 400.3400072 MHz
 WDW EM
 SSB 0
 LB 0.30 Hz
 GB 0
 PC 1.00



5-MeO-DiPT HCl in DMSO-d6
NEO 400
1D Proton Spectrum
March 16, 2023.

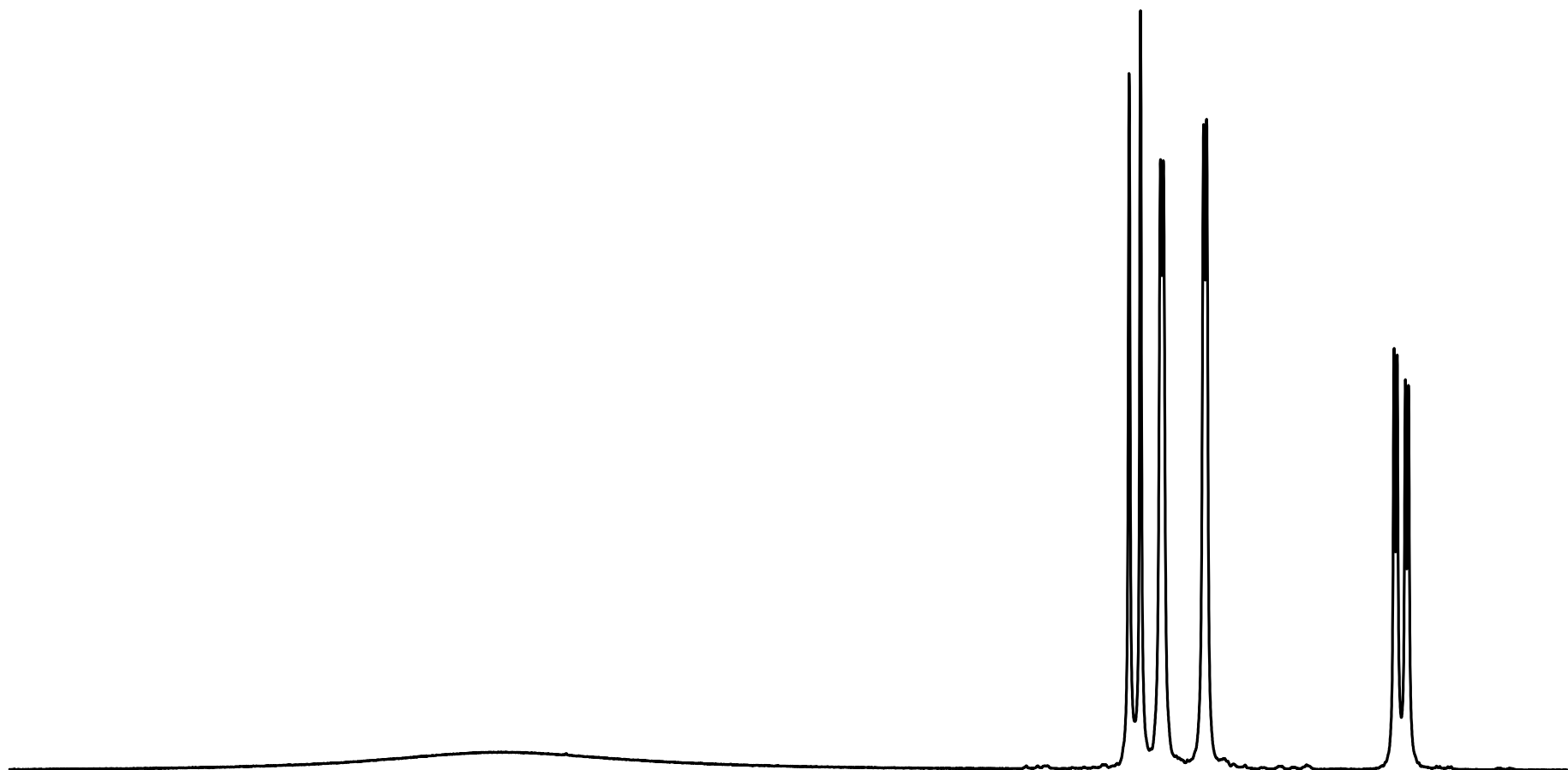


5-MeO-DiPT HCl in DMSO-d6
NEO 400
1D Proton Spectrum
March 16, 2023.

— 8.458

7.244
7.222
7.184
7.178
7.101
7.095

6.735
6.729
6.713
6.707



9.3 9.2 9.1 9.0 8.9 8.8 8.7 8.6 8.5 8.4 8.3 8.2 8.1 8.0 7.9 7.8 7.7 7.6 7.5 7.4 7.3 7.2 7.1 7.0 6.9 6.8 6.7 6.6 ppm

1.482

0.023

0.029

1.028

1.024

1.058

0.013

0.015

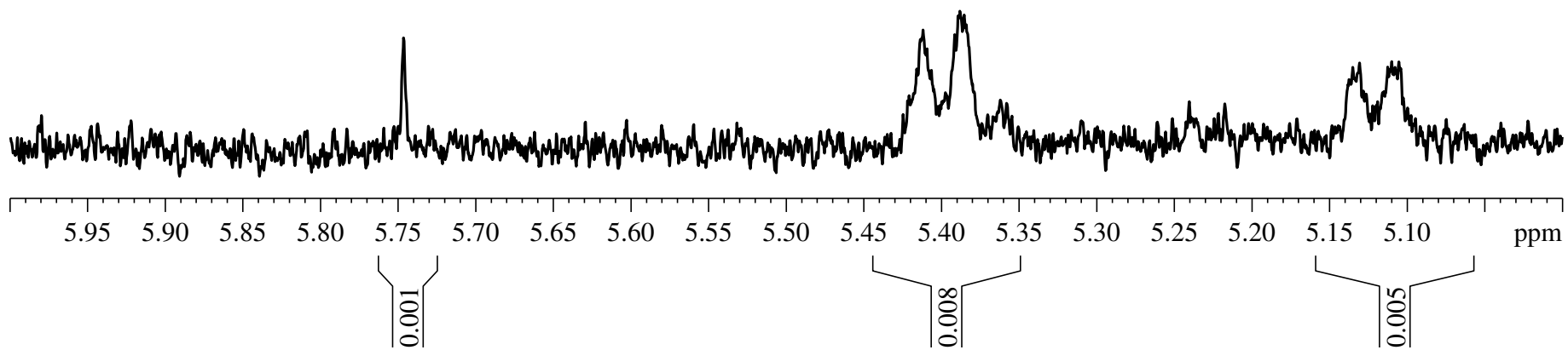
0.023

1.019

0.014

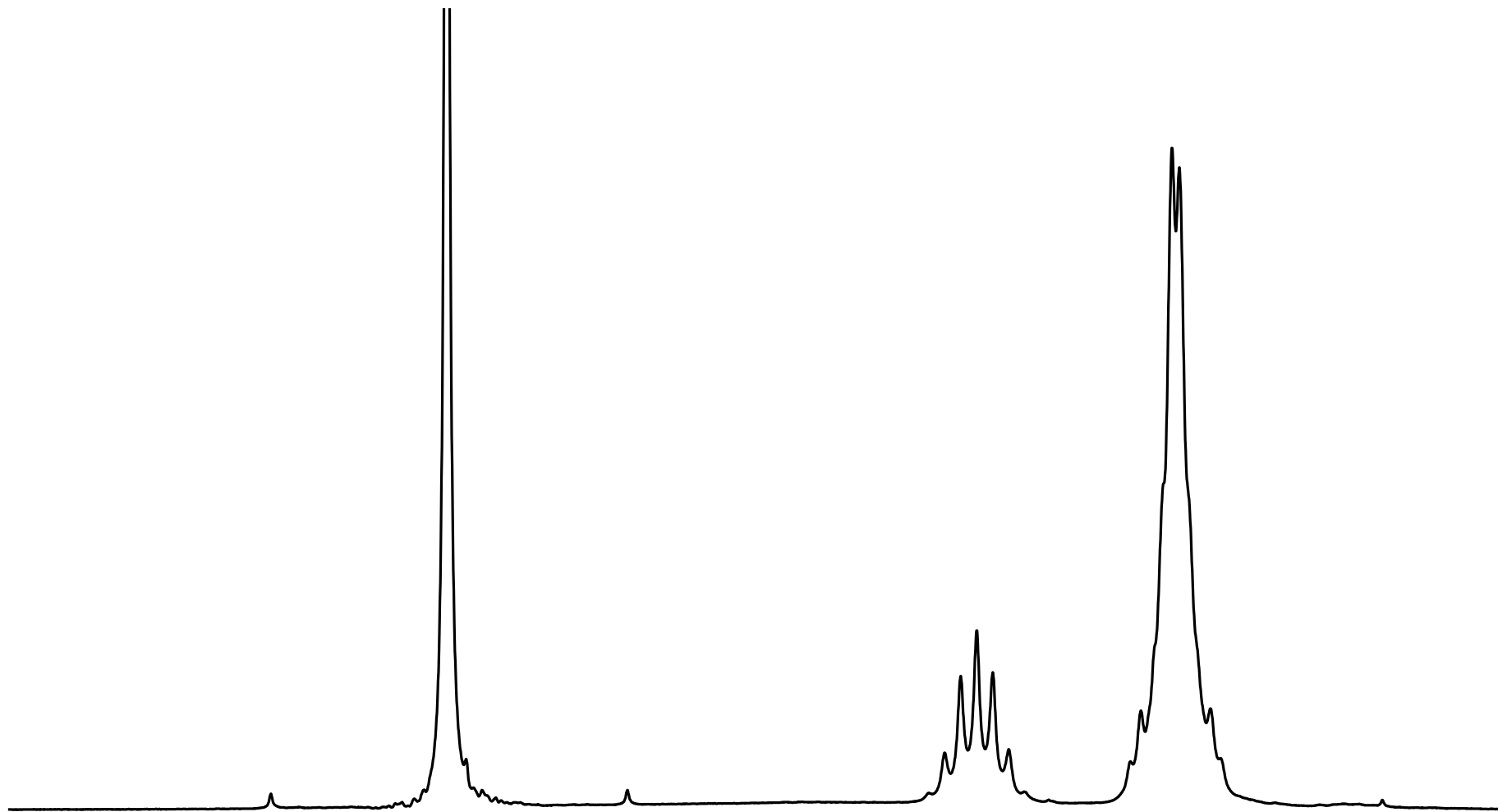
0.008

5-MeO-DiPT HCl in DMSO-d6
NEO 400
1D Proton Spectrum
March 16, 2023.



5-MeO-DiPT HCl in DMSO-d6
NEO 400
1D Proton Spectrum
March 16, 2023.

3.244
3.228
3.212
3.064
3.032
3.025
2.994



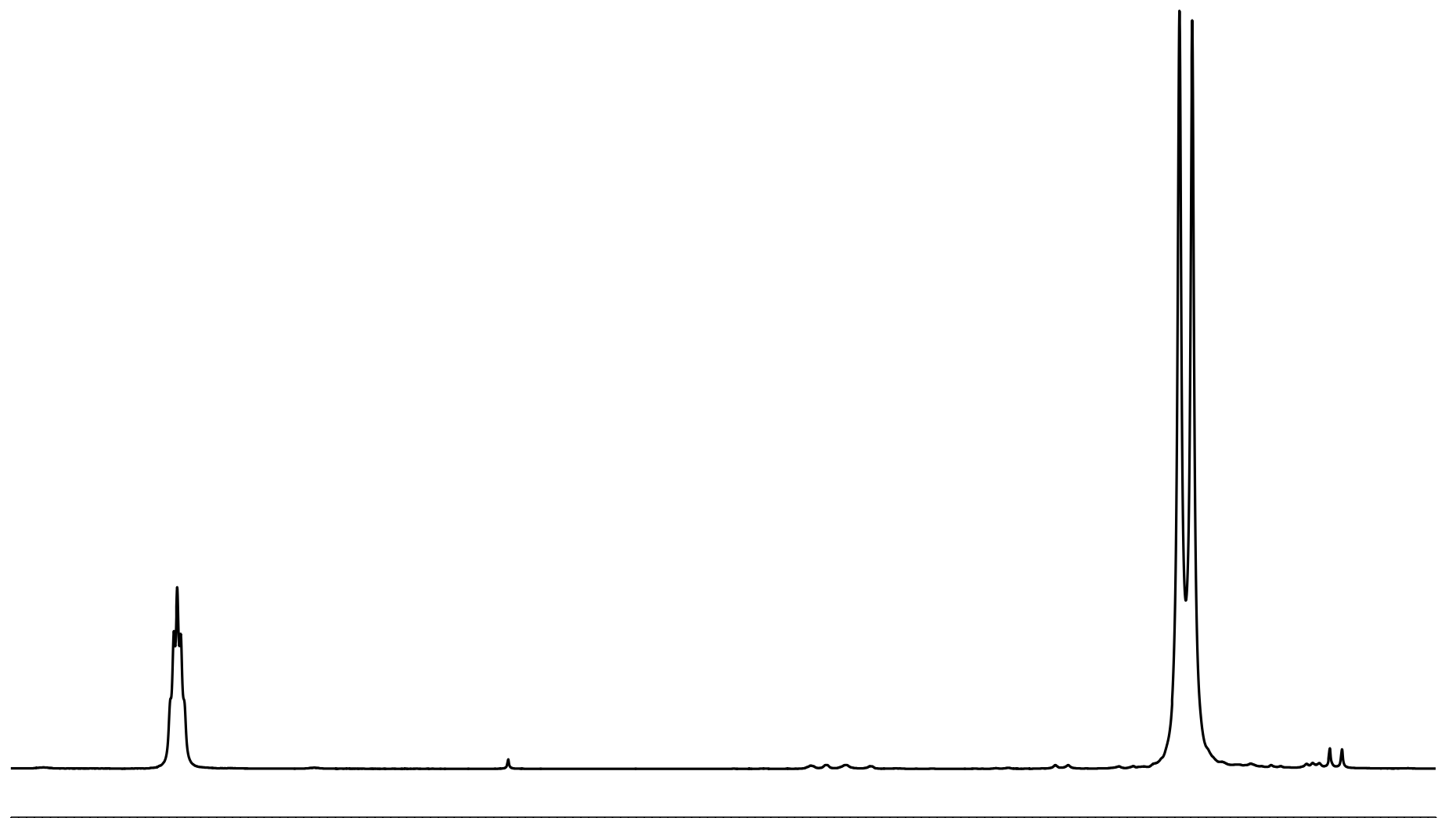
4.1 4.0 3.9 3.8 3.7 3.6 3.5 3.4 3.3 3.2 3.1 3.0 2.9 2.8 ppm

0.076 3.274 0.141 1.288 4.230 0.118

2.494
2.489
2.485

5-MeO-DiPT HCl in DMSO-d6
NEO 400
1D Proton Spectrum
March 16, 2023.

1.223
1.207



2.6 2.5 2.4 2.3 2.2 2.1 2.0 1.9 1.8 1.7 1.6 1.5 1.4 1.3 1.2 1.1 1.0 ppm

0.021 0.085 0.010 0.038 0.032 6.105 0.110 0.065 0.111