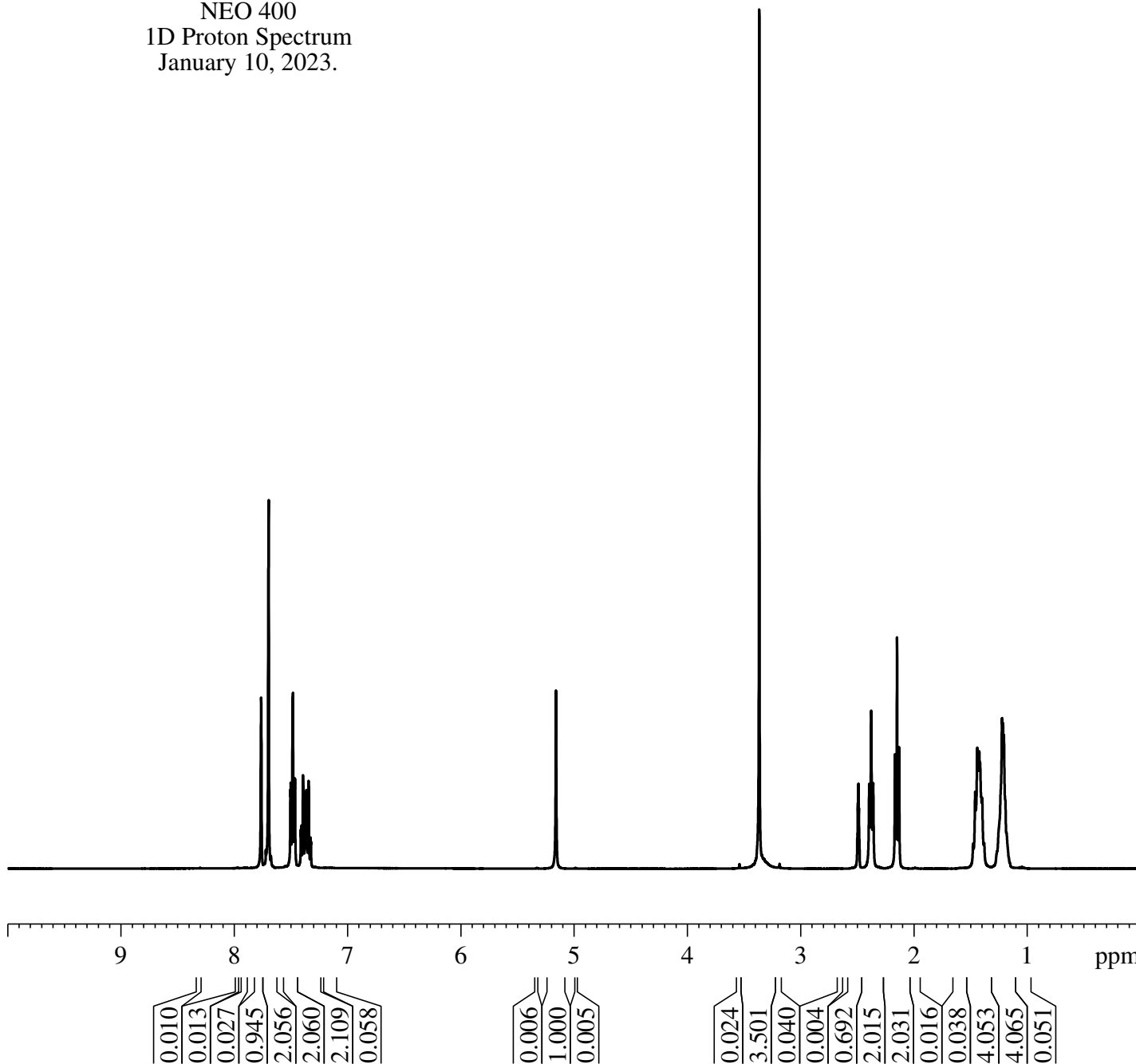


Tianeptine (free acid) in DMSO-d6
NEO 400
1D Proton Spectrum
January 10, 2023.

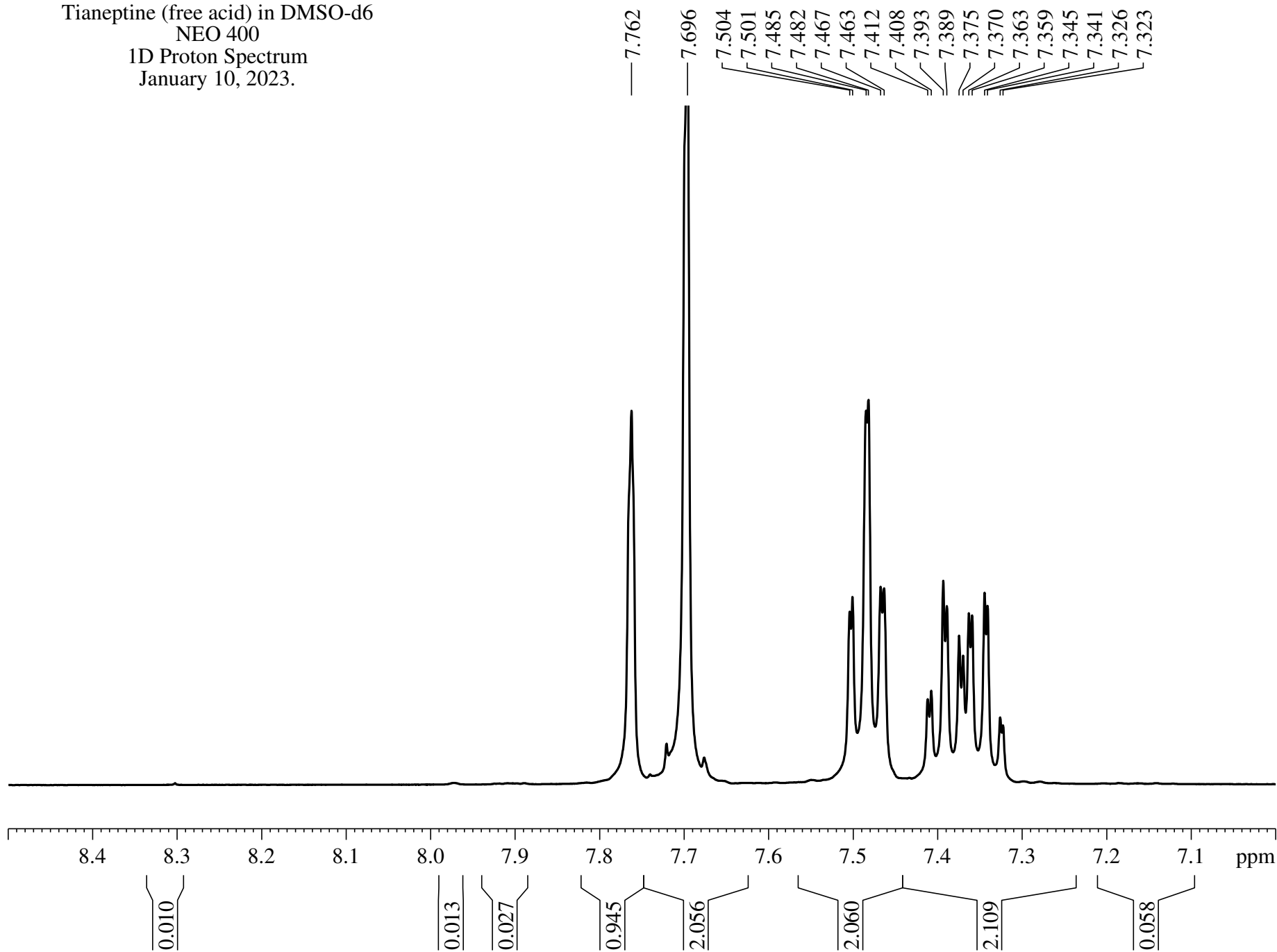
Current Data Parameters
NAME Syntharise011023
EXPNO 410
PROCNO 1

F2 - Acquisition Parameters
Date_ 20230110
Time 13.36 h
INSTRUM Avance Neo 400
PROBHD Z163739_0039 (zg30)
PULPROG zg30
TD 65536
SOLVENT DMSO
NS 16
DS 0
SWH 8196.722 Hz
FIDRES 0.250144 Hz
AQ 3.9976959 sec
RG 101
DW 61.000 usec
DE 13.54 usec
TE 296.1 K
D1 0.10000000 sec
TD0 1
SFO1 400.3424721 MHz
NUC1 1H
P0 3.33 usec
P1 10.00 usec
PLW1 14.20300007 W

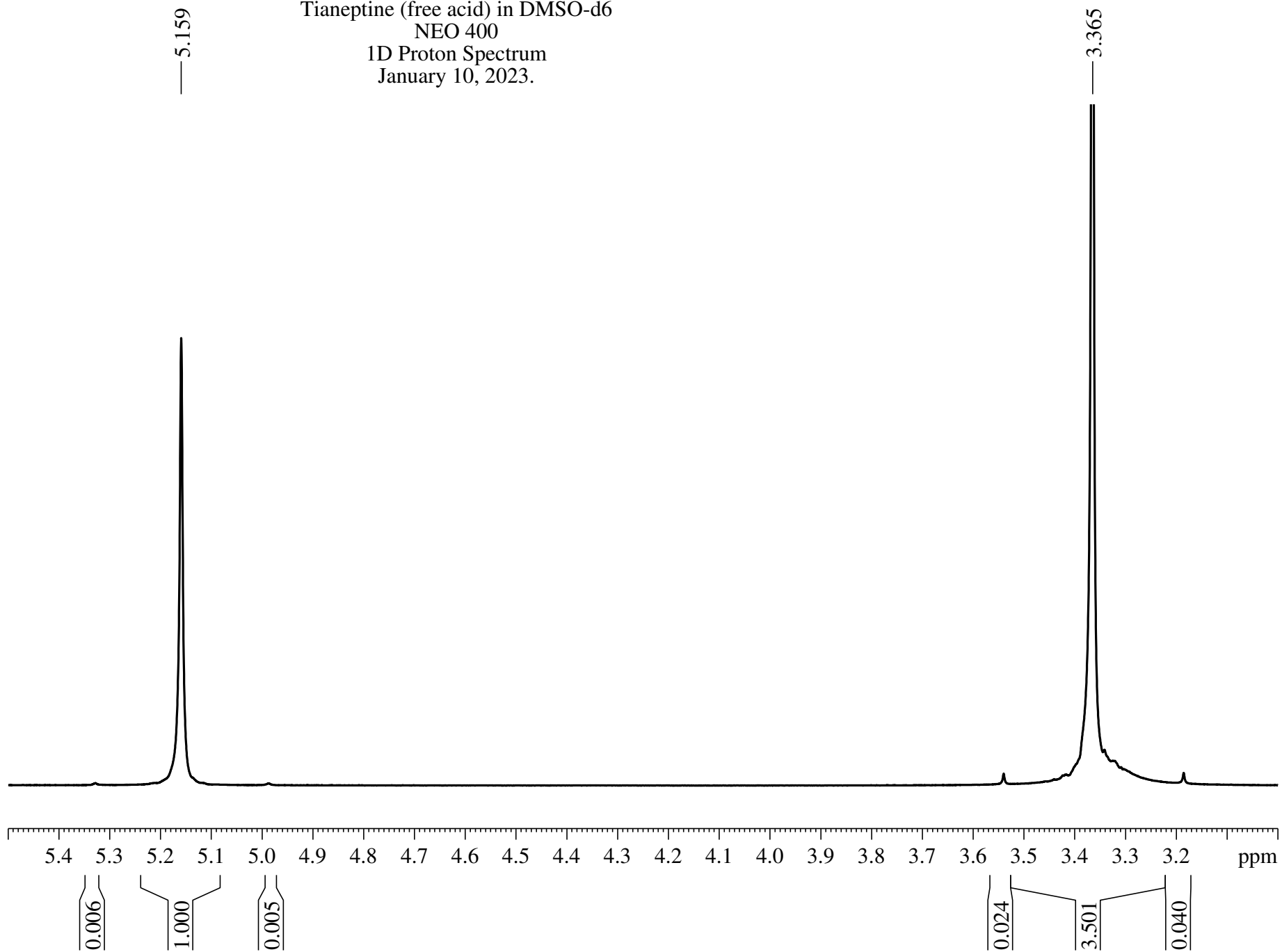
F2 - Processing parameters
SI 65536
SF 400.3400072 MHz
WDW EM
SSB 0
LB 0.30 Hz
GB 0
PC 1.00



Tianeptine (free acid) in DMSO-d6
NEO 400
1D Proton Spectrum
January 10, 2023.



Tianeptine (free acid) in DMSO-d6
NEO 400
1D Proton Spectrum
January 10, 2023.



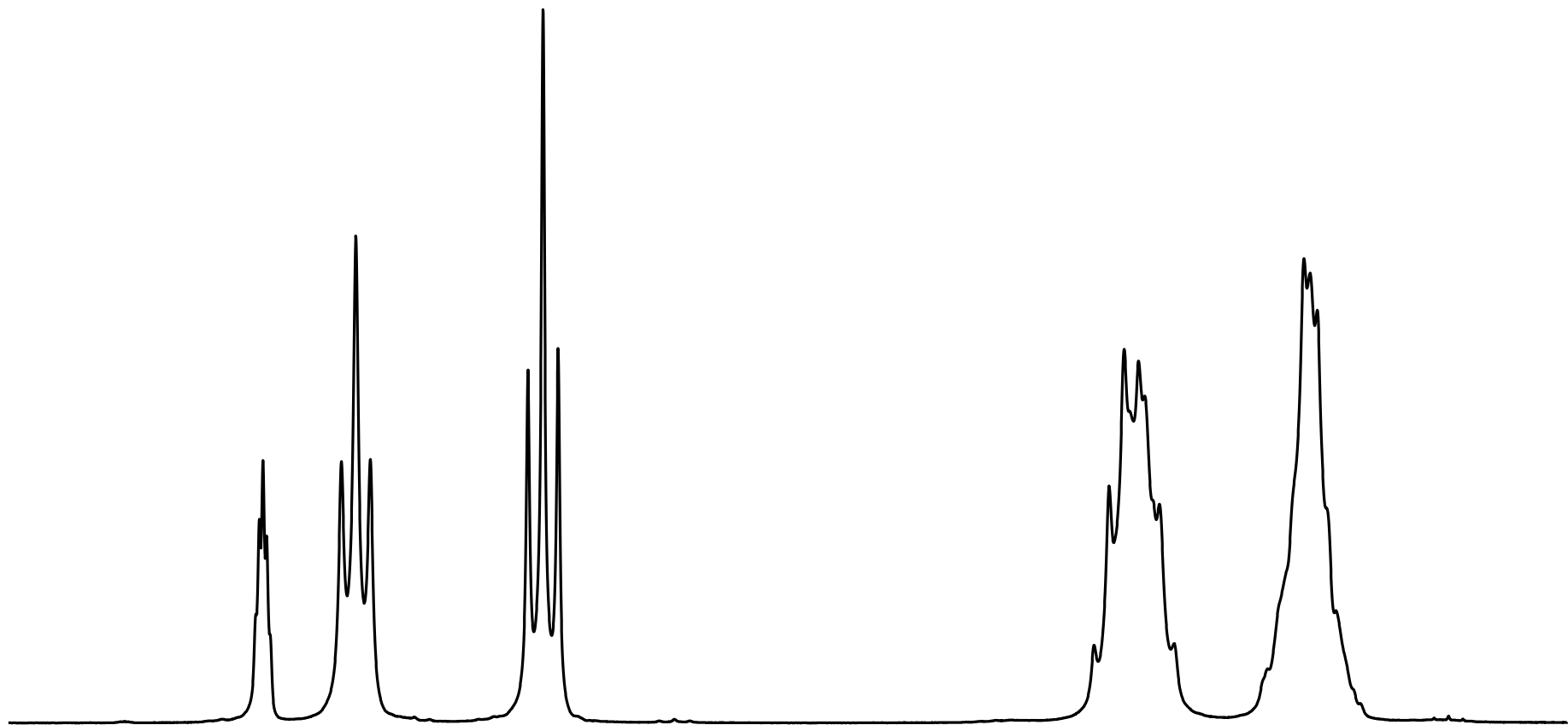
2.498
2.494
2.490
2.485
2.394
2.376
2.359

2.167
2.148
2.130

Tianeptine (free acid) in DMSO-d6
NEO 400
1D Proton Spectrum
January 10, 2023.

1.459
1.440
1.433
1.423
1.415
1.397

1.221
1.214
1.205
1.182



2.7 2.6 2.5 2.4 2.3 2.2 2.1 2.0 1.9 1.8 1.7 1.6 1.5 1.4 1.3 1.2 1.1 1.0 ppm

0.004
0.692
2.015
2.031
0.016

0.038
4.053
4.065
0.051