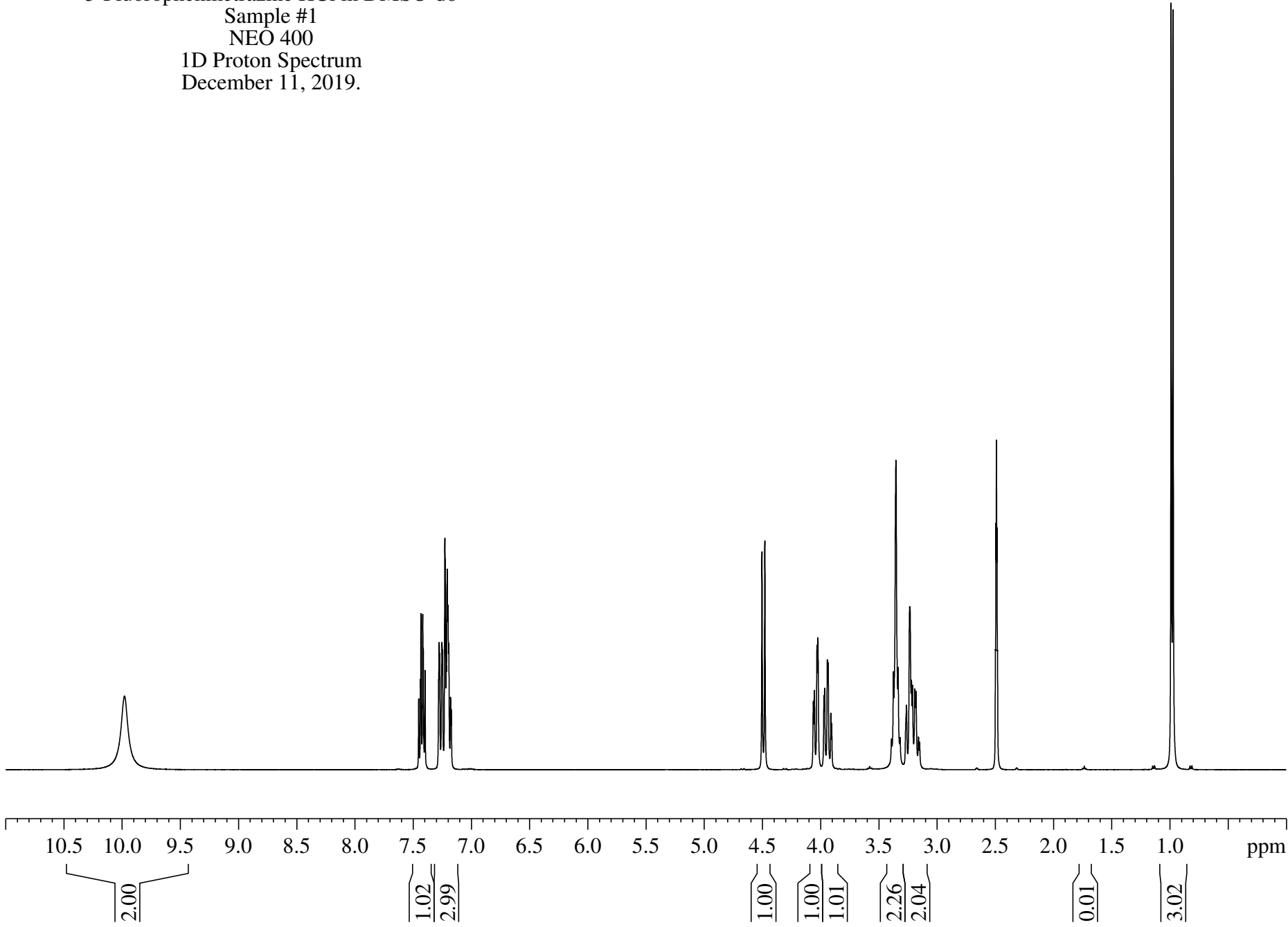
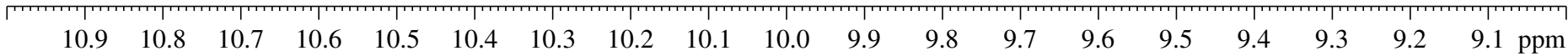
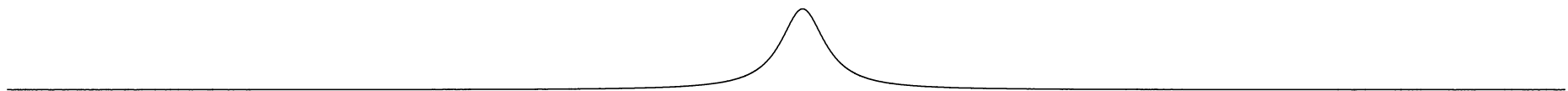


3-Fluorophenmetrazine HCl in DMSO-d6
Sample #1
NEO 400
1D Proton Spectrum
December 11, 2019.



3-Fluorophenmetrazine HCl in DMSO-d6
Sample #1
NEO 400
1D Proton Spectrum
December 11, 2019.

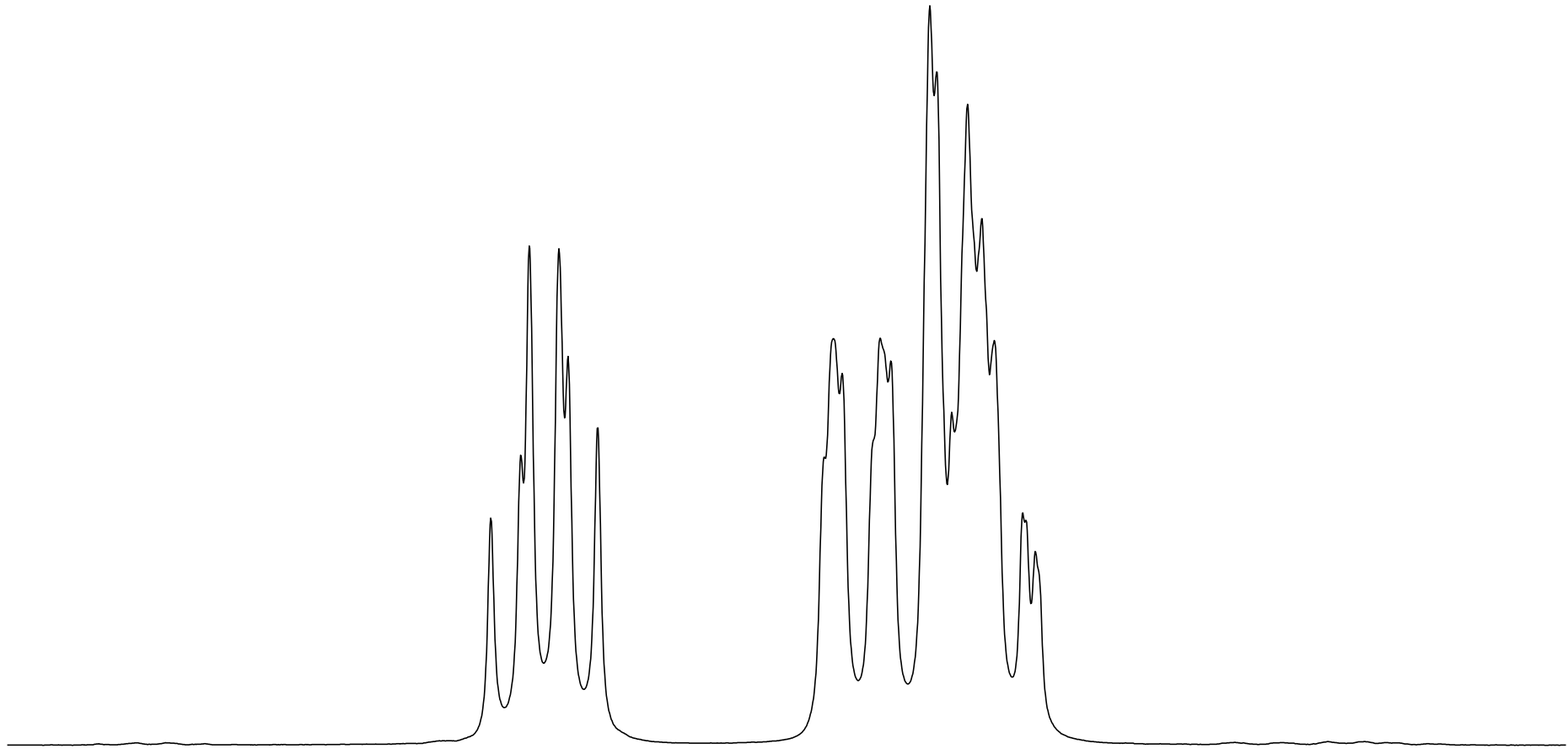
— 9.98



3-Fluorophenmetrazine HCl in DMSO-d6
Sample #1
NEO 400
1D Proton Spectrum
December 11, 2019.

7.45
7.44
7.43
7.42
7.41
7.40

7.28
7.28
7.27
7.25
7.25
7.23
7.22
7.22
7.21
7.20
7.19
7.18
7.18
7.17



7.65 7.60 7.55 7.50 7.45 7.40 7.35 7.30 7.25 7.20 7.15 7.10 7.05 7.00 6.95 ppm

1.02

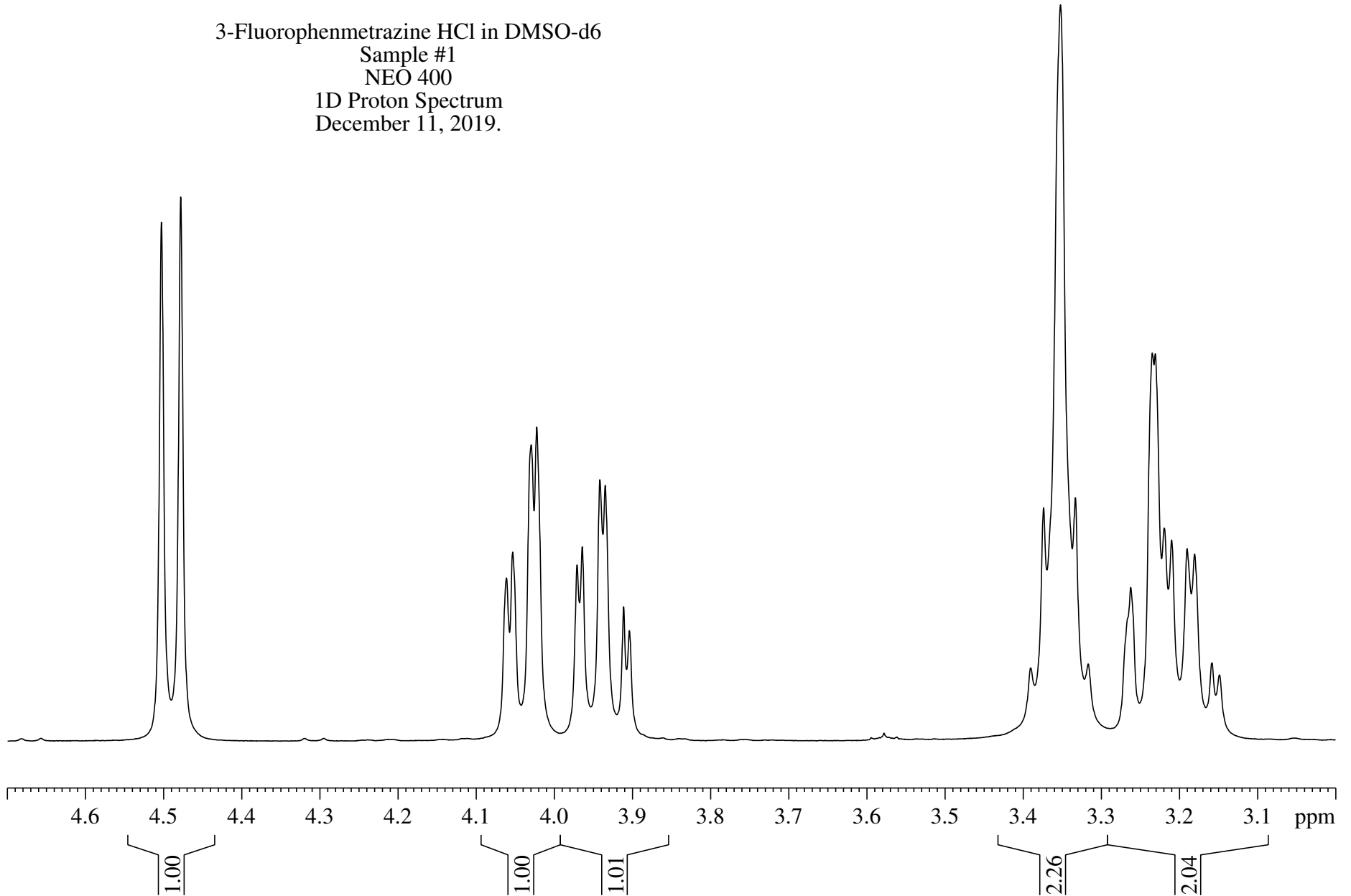
2.99

4.50
4.48

4.06
4.05
4.03
4.02
3.97
3.96
3.94
3.93
3.91
3.90

3.39
3.37
3.35
3.33
3.32
3.26
3.23
3.23
3.22
3.21
3.19
3.18
3.16
3.15

3-Fluorophenmetrazine HCl in DMSO-d6
Sample #1
NEO 400
1D Proton Spectrum
December 11, 2019.




2.50
2.49
2.49
2.48
2.48

1.75
1.74
1.73
1.73

0.99
0.97

3-Fluorophenmetrazine HCl in DMSO-d6
Sample #1
NEO 400
1D Proton Spectrum
December 11, 2019.



2.6 2.5 2.4 2.3 2.2 2.1 2.0 1.9 1.8 1.7 1.6 1.5 1.4 1.3 1.2 1.1 1.0 0.9 0.8 ppm

0.01

3.02