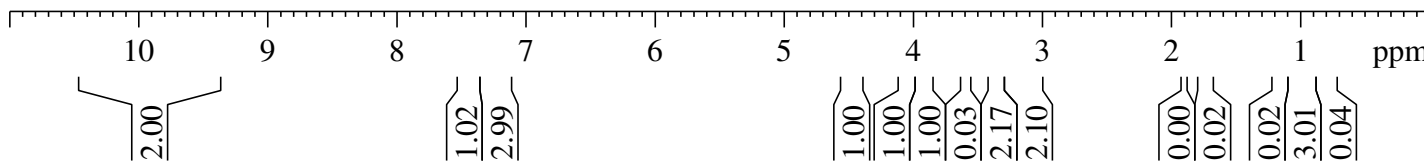
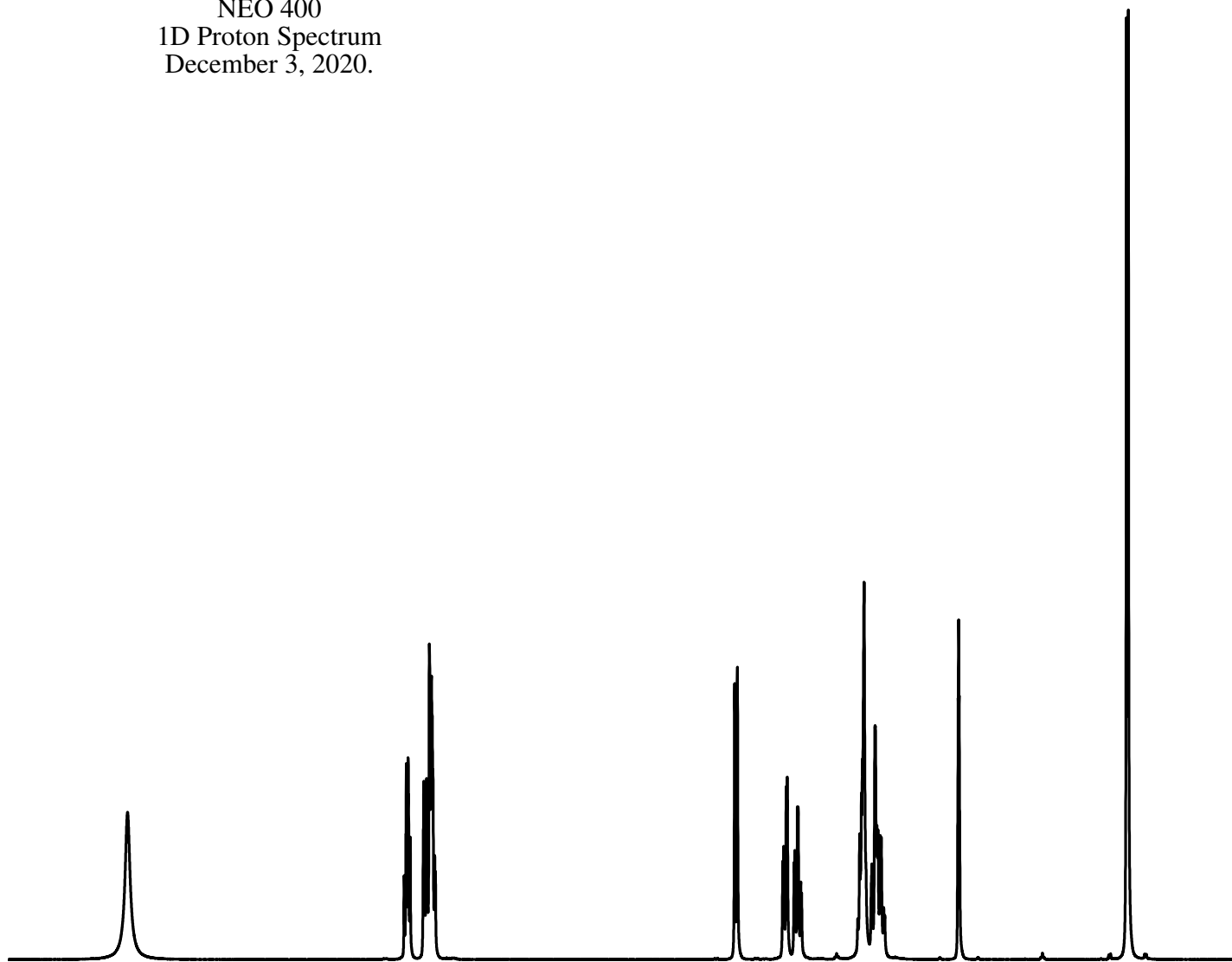


3-Fluorophenmetrazine HCl in DMSO-d6
NEO 400
1D Proton Spectrum
December 3, 2020.

Current Data Parameters
NAME Syntharise120320
EXPNO 1
PROCNO 1

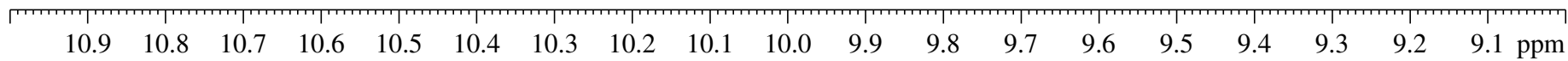
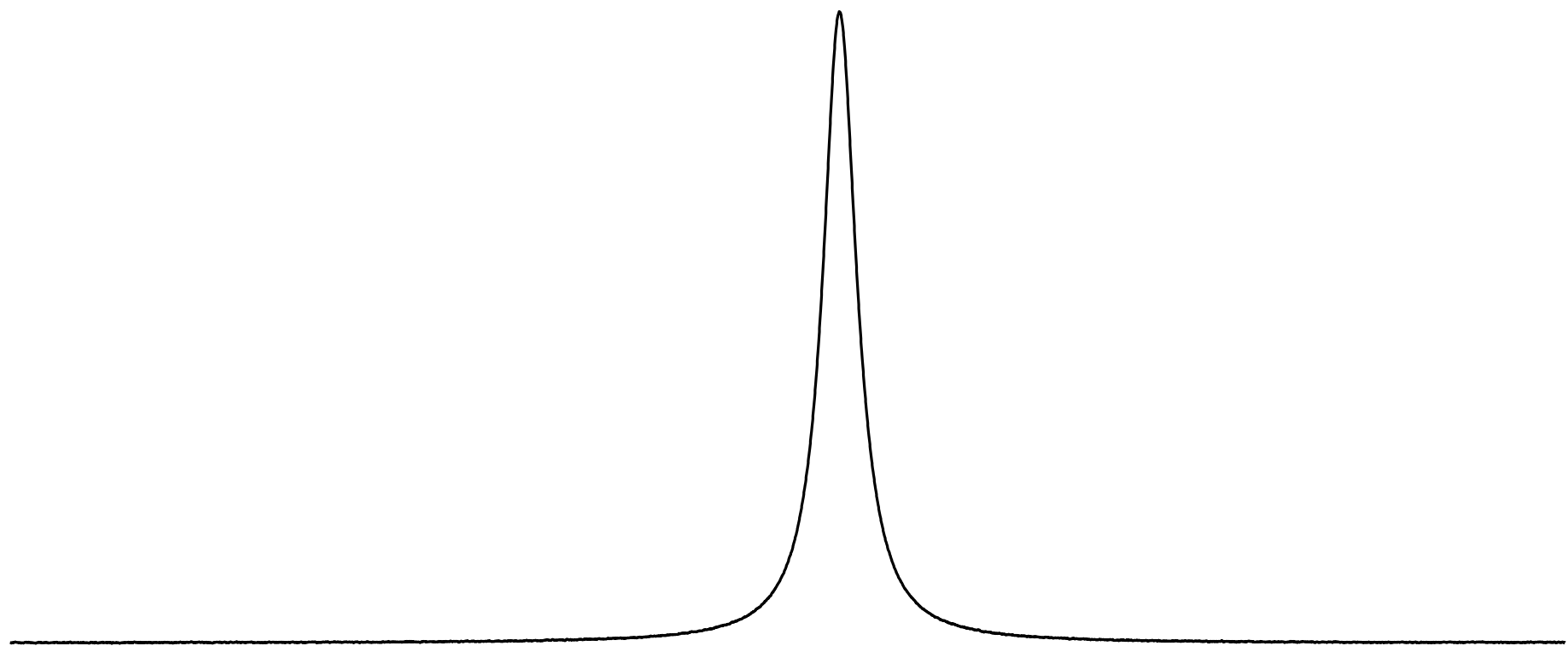
F2 - Acquisition Parameters
Date_ 20201203
Time 11.00 h
INSTRUM Avance Neo 400
PROBHD Z163739_0039 (zg30)
PULPROG zg30
TD 65536
SOLVENT DMSO
NS 16
DS 0
SWH 8196.722 Hz
FIDRES 0.250144 Hz
AQ 3.9976959 sec
RG 101
DW 61.000 usec
DE 13.54 usec
TE 297.6 K
D1 0.10000000 sec
TD0 1
SFO1 400.3424721 MHz
NUC1 1H
P0 3.33 usec
P1 10.00 usec
PLW1 14.20300007 W

F2 - Processing parameters
SI 65536
SF 400.340068 MHz
WDW EM
SSB 0
LB 0.30 Hz
GB 0
PC 1.00



3-Fluorophenmetrazine HCl in DMSO-d6
NEO 400
1D Proton Spectrum
December 3, 2020.

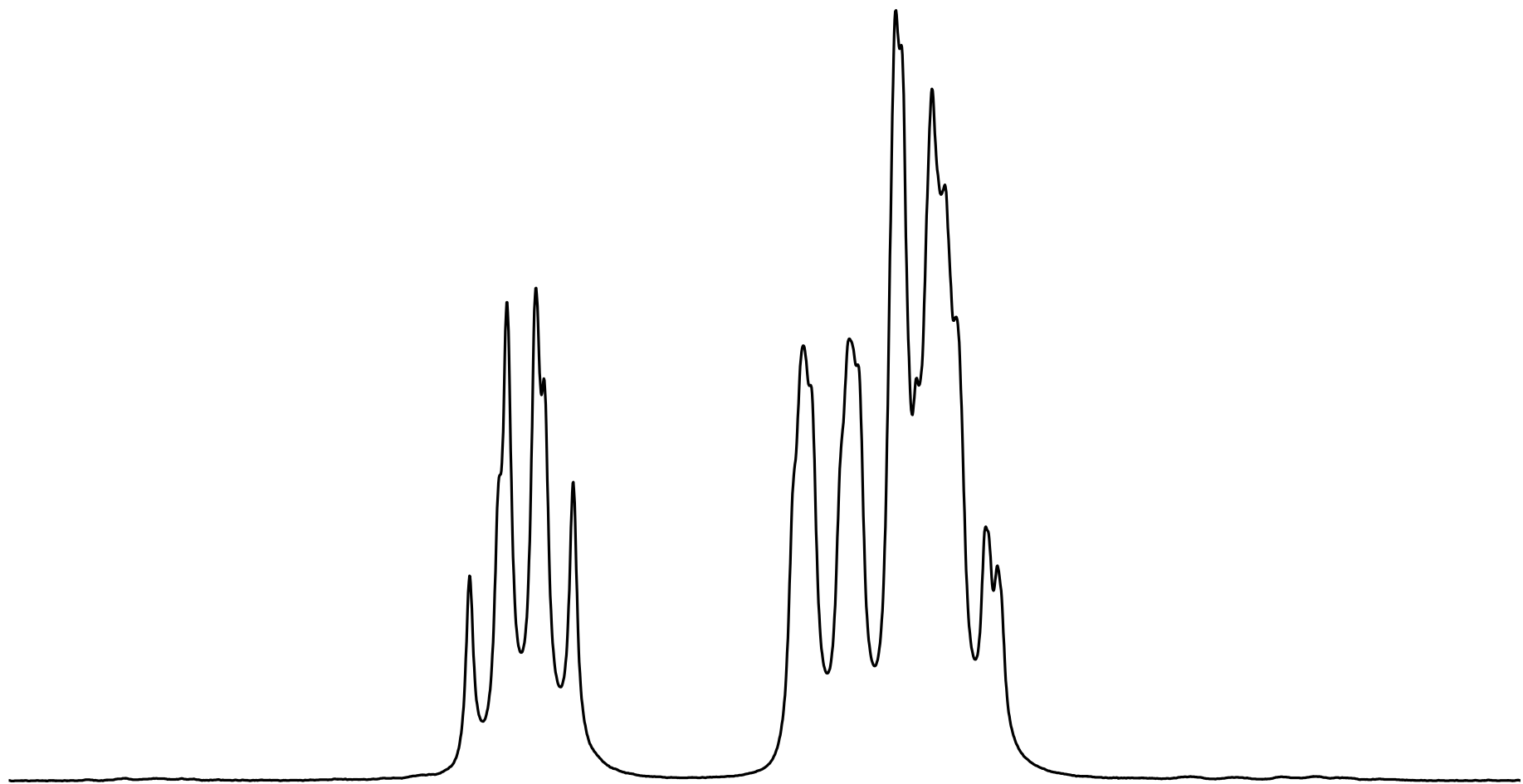
— 9.933



3-Fluorophenmetrazine HCl in DMSO-d6
NEO 400
1D Proton Spectrum
December 3, 2020.

7.456
7.436
7.421
7.417
7.401

7.279
7.255
7.251
7.231
7.228
7.220
7.211
7.205
7.199
7.183
7.177



7.65 7.60 7.55 7.50 7.45 7.40 7.35 7.30 7.25 7.20 7.15 7.10 7.05 7.00 6.95 ppm

1.02

2.99

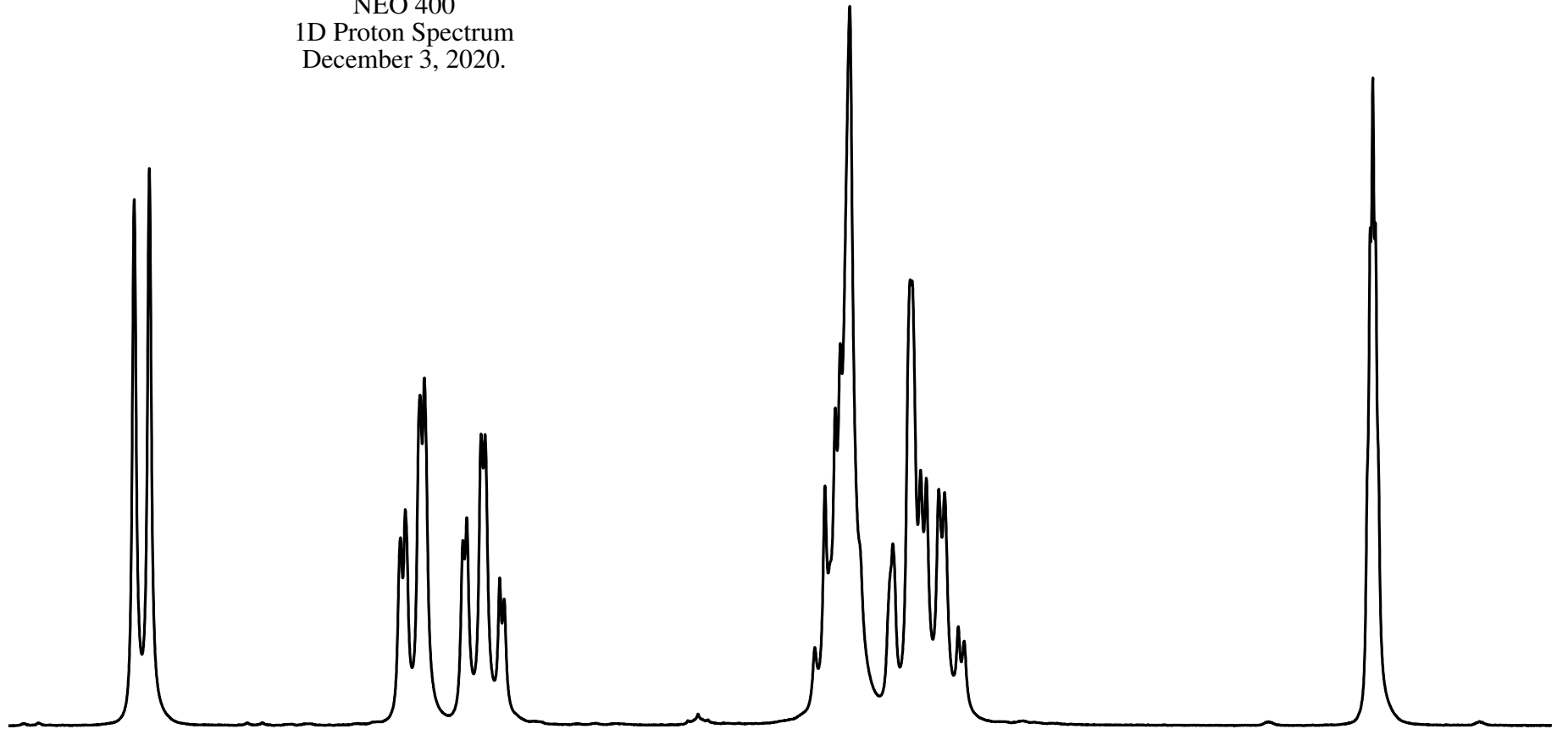
4.496
4.471

4.065
4.057
4.033
4.026
3.964
3.957
3.934
3.928
3.904

3.377
3.361
3.352
3.337
3.267
3.239
3.236
3.222
3.213
3.193
3.183

2.494
2.490
2.486

3-Fluorophenmetrazine HCl in DMSO-d6
NEO 400
1D Proton Spectrum
December 3, 2020.



4.6 4.5 4.4 4.3 4.2 4.1 4.0 3.9 3.8 3.7 3.6 3.5 3.4 3.3 3.2 3.1 3.0 2.9 2.8 2.7 2.6 2.5 2.4 ppm

1.00

1.00

1.00

0.03

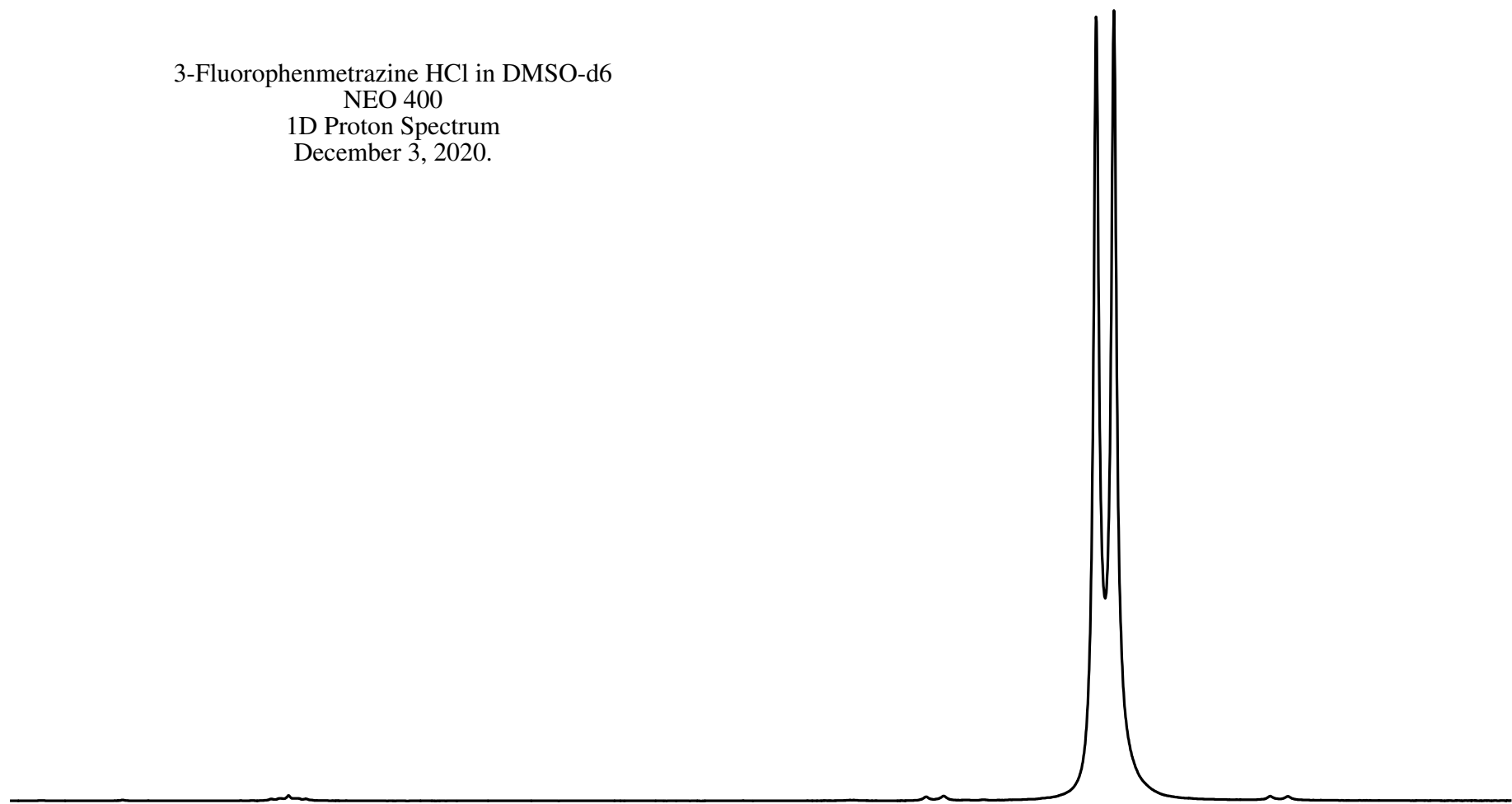
2.17

2.10

3-Fluorophenmetrazine HCl in DMSO-d6
NEO 400
1D Proton Spectrum
December 3, 2020.

— 1.740

— 0.987



1.9 1.8 1.7 1.6 1.5 1.4 1.3 1.2 1.1 1.0 0.9 0.8 0.7 ppm

0.00

0.02

0.02

3.01

0.04