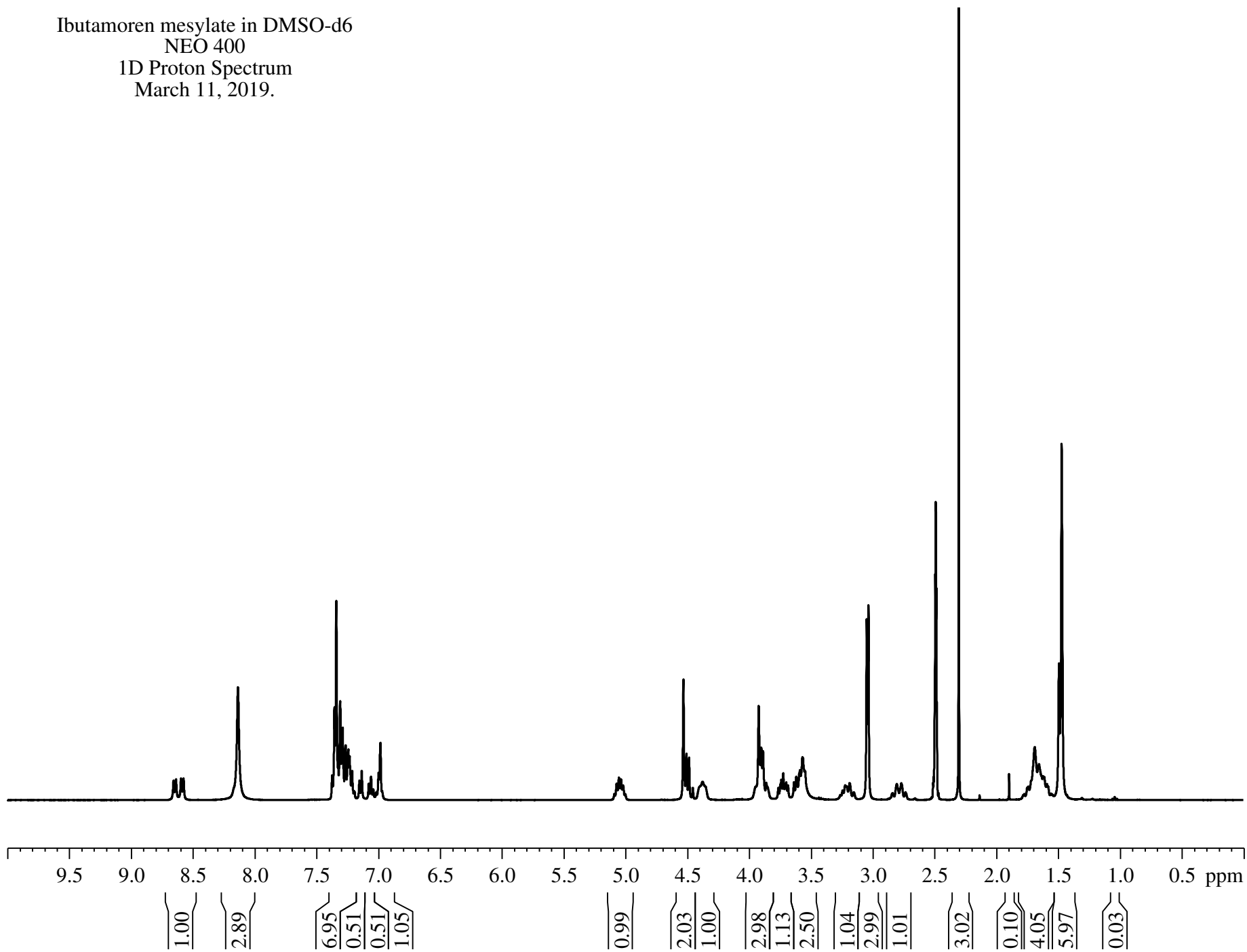


Ibutamoren mesylate in DMSO-d6
NEO 400
1D Proton Spectrum
March 11, 2019.

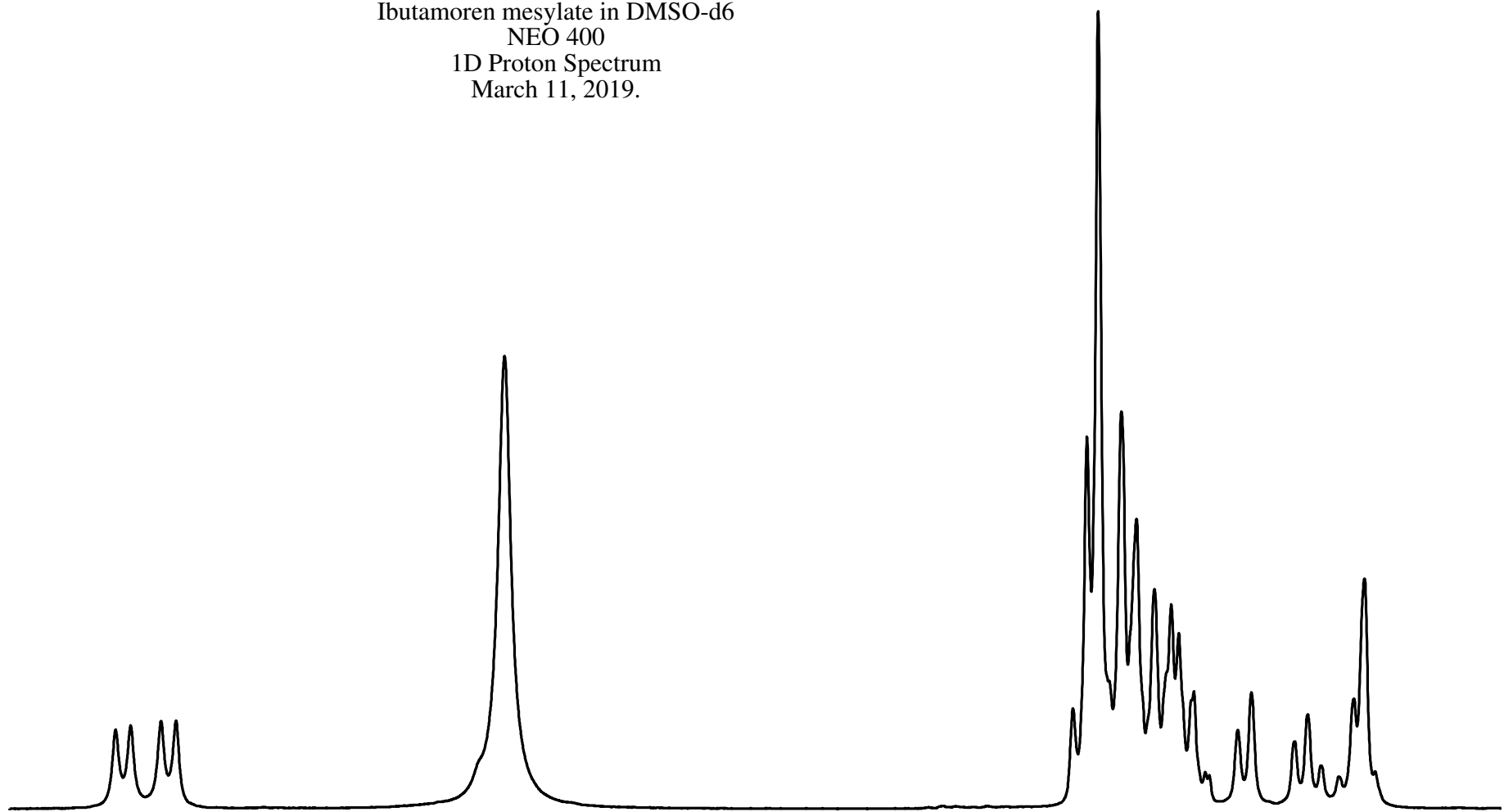


8.657
8.637
8.597
8.576

8.136

7.374
7.355
7.340
7.309
7.289
7.265
7.242
7.232
7.212
7.153
7.135
7.077
7.060
7.042
6.998
6.983

Ibutamoren mesylate in DMSO-d6
NEO 400
1D Proton Spectrum
March 11, 2019.



8.7 8.6 8.5 8.4 8.3 8.2 8.1 8.0 7.9 7.8 7.7 7.6 7.5 7.4 7.3 7.2 7.1 7.0 6.9 ppm

1.00

2.89

6.95

0.51

0.51

1.05

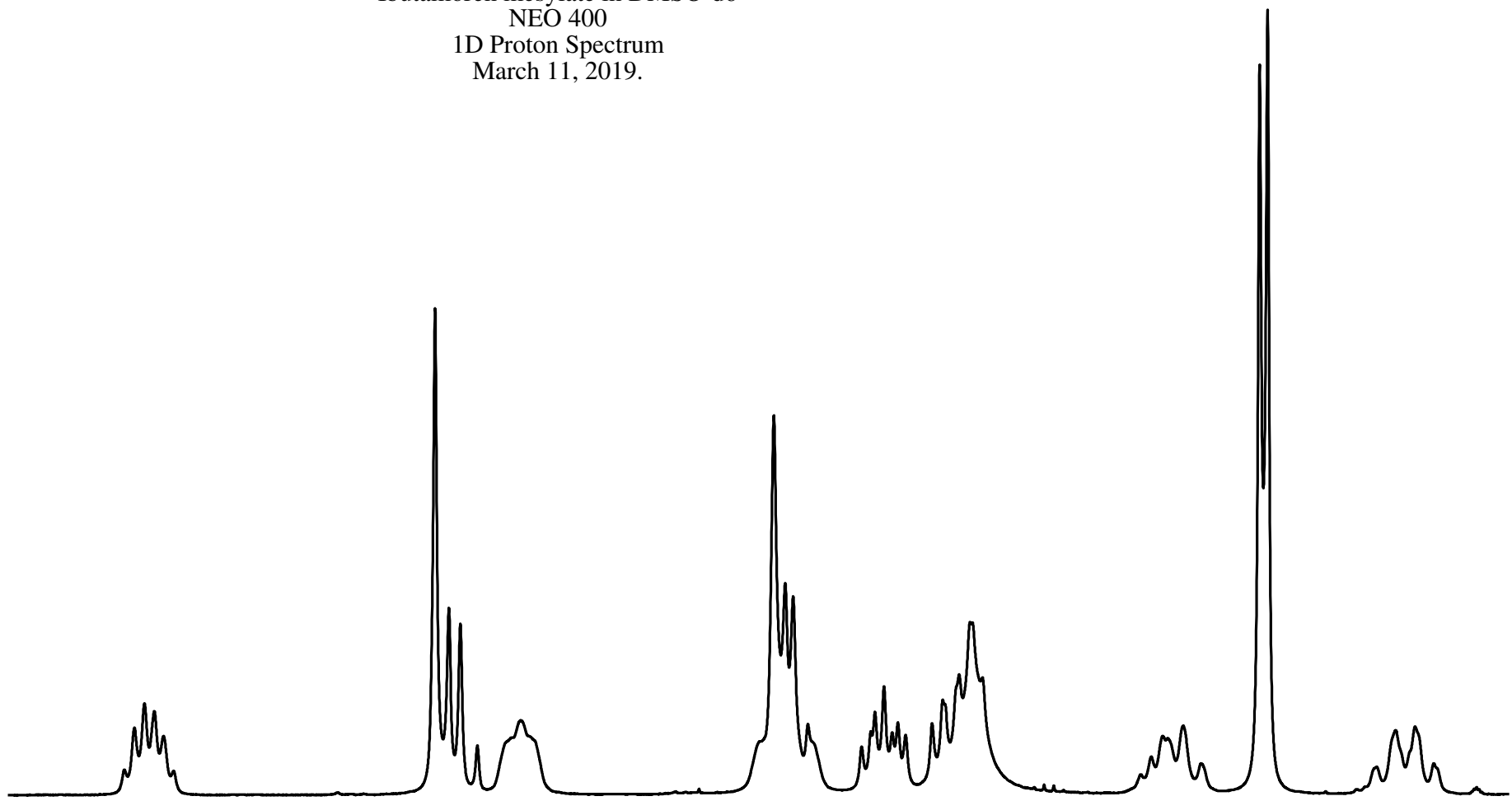
5.072
5.054
5.036
5.020

4.532
4.507
4.486
4.456
4.378

3.922
3.902
3.888
3.861
3.748
3.741
3.724
3.710
3.699
3.685
3.638
3.619
3.615
3.589
3.570
3.565
3.547
3.223
3.214
3.186
3.049
3.034

2.805
2.769

Ibutamoren mesylate in DMSO-d6
NEO 400
1D Proton Spectrum
March 11, 2019.



5.2 5.1 5.0 4.9 4.8 4.7 4.6 4.5 4.4 4.3 4.2 4.1 4.0 3.9 3.8 3.7 3.6 3.5 3.4 3.3 3.2 3.1 3.0 2.9 2.8 ppm

0.99

2.03
1.00

2.98
1.13
2.50

1.04
2.99

1.01

