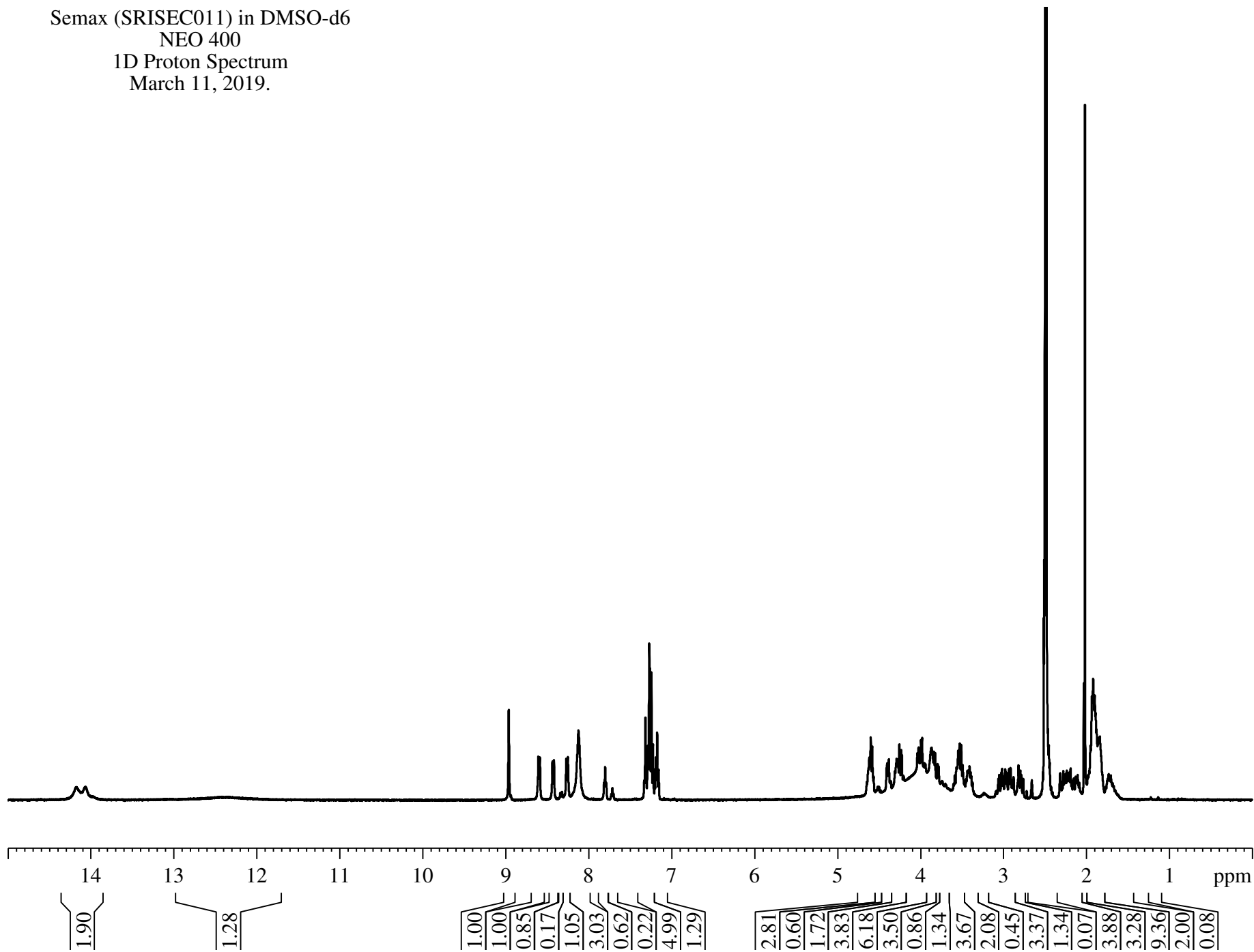


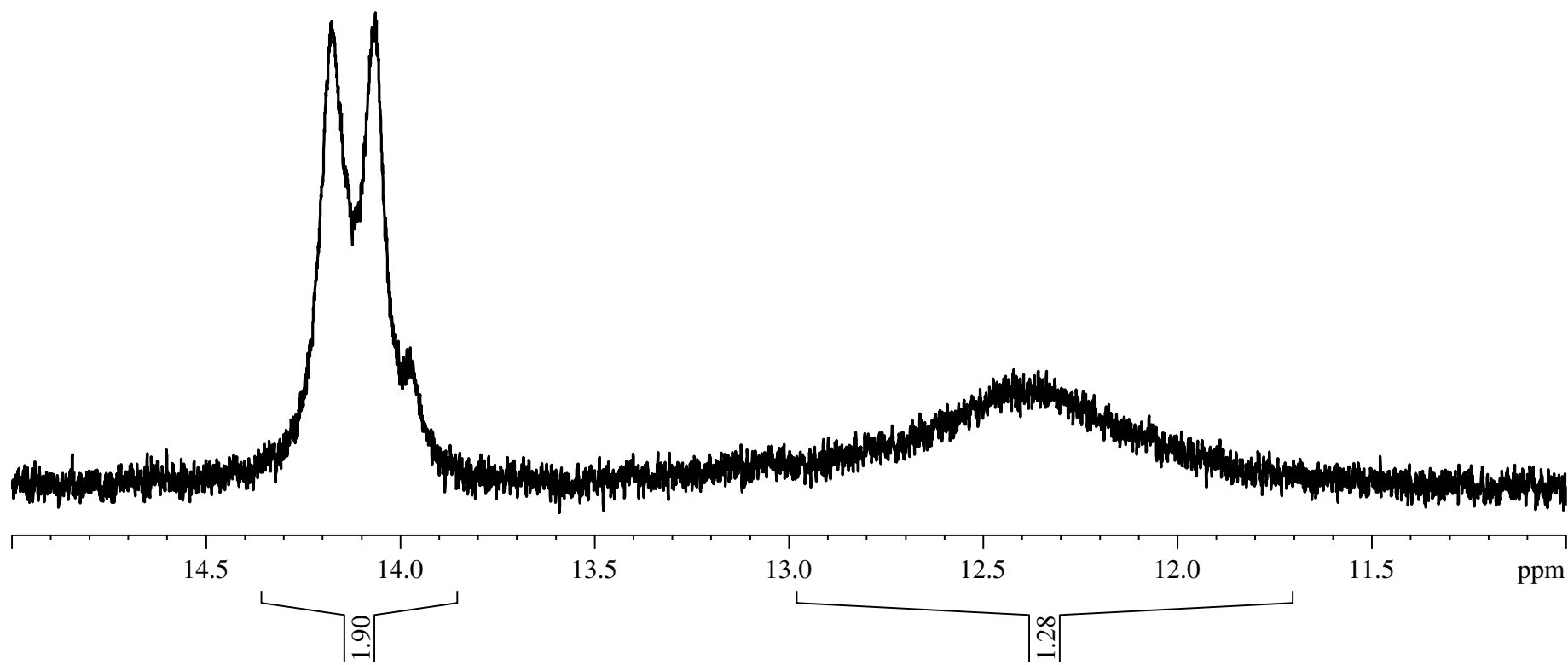
Semax (SRISEC011) in DMSO-d6  
NEO 400  
1D Proton Spectrum  
March 11, 2019.



— 14.177  
— 14.064

Semax (SRISEC011) in DMSO-d6  
NEO 400  
1D Proton Spectrum  
March 11, 2019.

— 12.383



Semax (SRISEC011) in DMSO-d6  
NEO 400  
1D Proton Spectrum  
March 11, 2019.

8.964

8.606

8.587

8.437

8.418

8.321

8.270

8.251

8.123

7.814

7.801

7.788

7.714

7.329

7.316

7.288

7.271

7.262

7.244

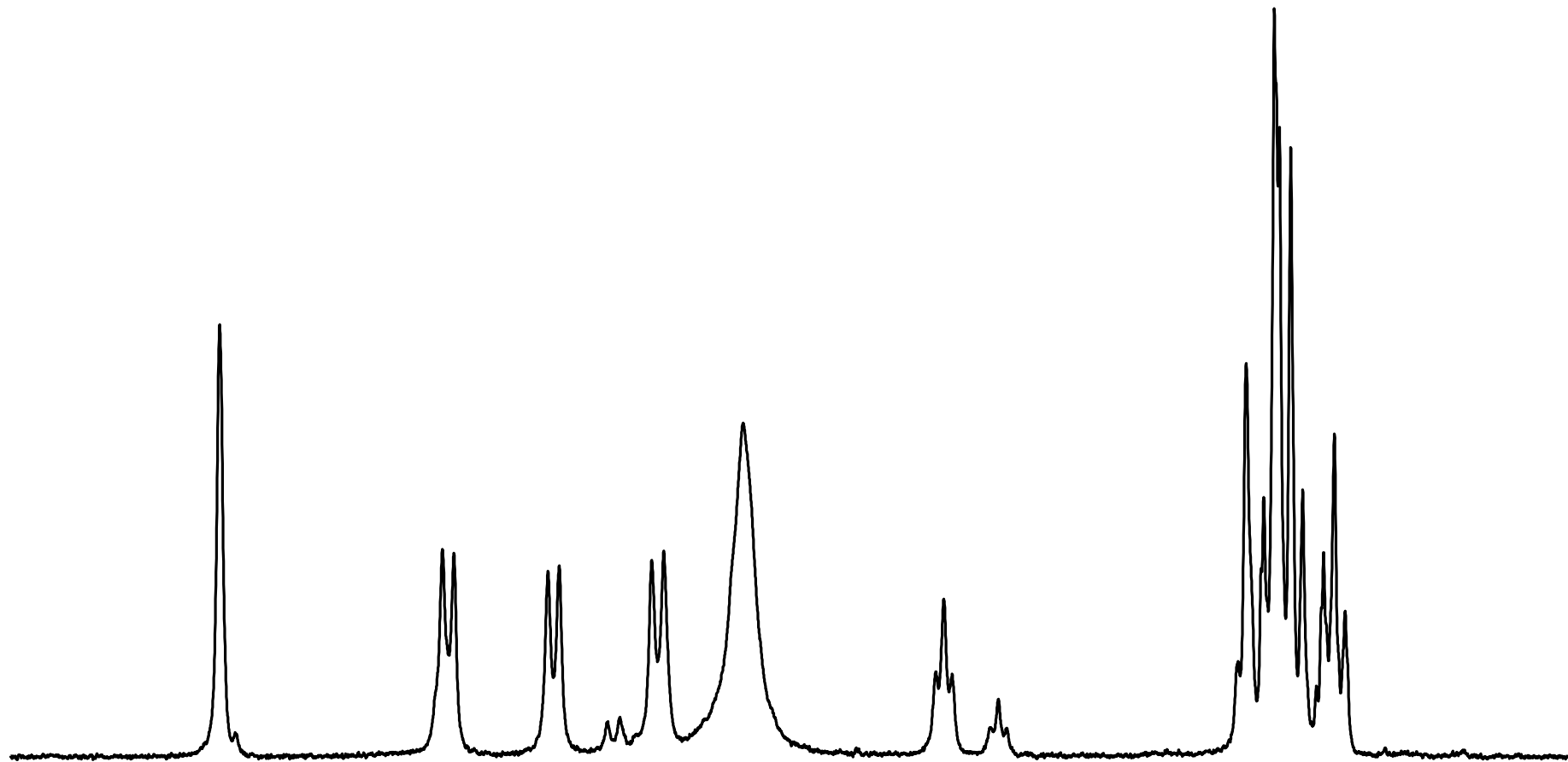
7.225

7.203

7.191

7.174

7.157



9.2 9.1 9.0 8.9 8.8 8.7 8.6 8.5 8.4 8.3 8.2 8.1 8.0 7.9 7.8 7.7 7.6 7.5 7.4 7.3 7.2 7.1 7.0 ppm

1.00

1.00

0.85

0.17

1.05

3.03

0.62

0.22

4.99

1.29

4.626  
4.617  
4.600  
4.581  
4.565  
4.410  
4.402  
4.391  
4.382  
4.308  
4.288  
4.276  
4.255  
4.246  
4.232  
4.224  
4.208  
4.118  
4.037  
4.023  
3.994  
3.980  
3.964  
3.952  
3.938  
3.871  
3.836  
3.823  
3.793  
3.780  
3.586  
3.568  
3.559  
3.543  
3.526  
3.510  
3.492  
3.433  
3.409  
3.395  
3.387  
3.050  
3.027  
3.016  
2.979  
2.963  
2.932  
2.914  
2.818  
2.796  
2.783

Semax (SRISEC011) in DMSO-d6  
NEO 400  
1D Proton Spectrum  
March 11, 2019.

