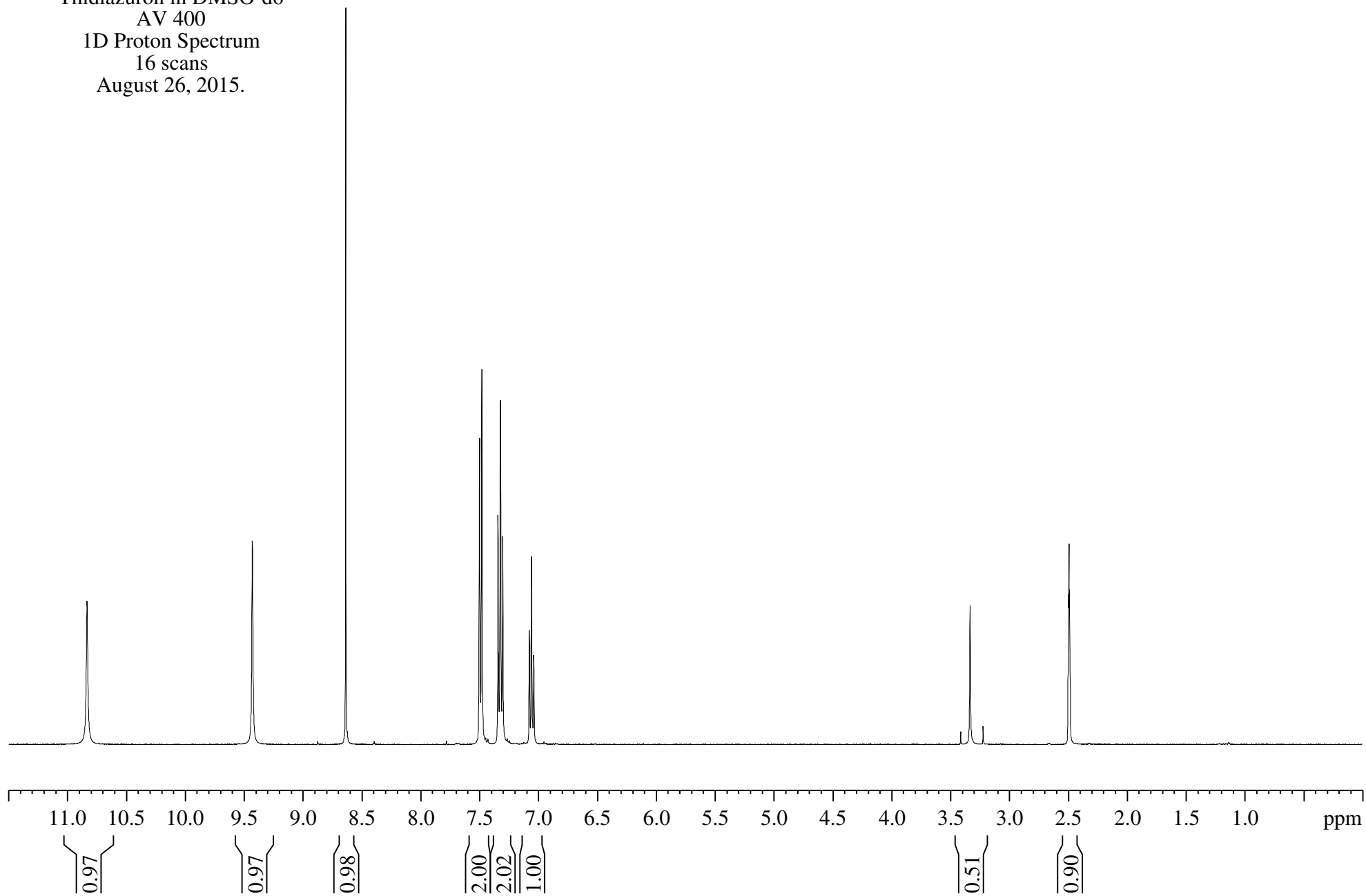


Thidiazuron in DMSO-d6  
AV 400  
1D Proton Spectrum  
16 scans  
August 26, 2015.



Thidiazuron in DMSO-d6  
AV 400  
1D Proton Spectrum  
16 scans  
August 26, 2015.

— 10.834

— 9.429

— 8.636



11.0

10.5

10.0

9.5

9.0

8.5

ppm

0.97

0.97

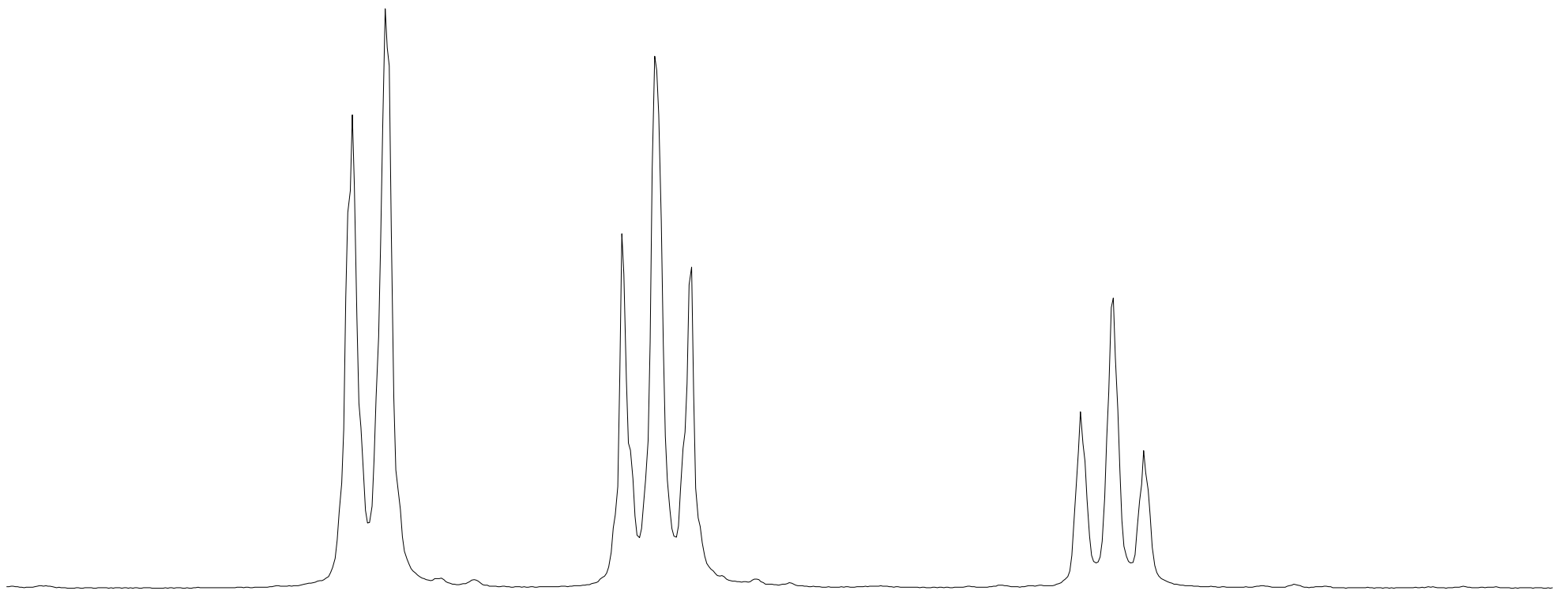
0.98

Thidiazuron in DMSO-d6  
AV 400  
1D Proton Spectrum  
16 scans  
August 26, 2015.

— 7.498  
— 7.479

— 7.341  
— 7.322  
— 7.302

— 7.075  
— 7.057  
— 7.038



7.65 7.60 7.55 7.50 7.45 7.40 7.35 7.30 7.25 7.20 7.15 7.10 7.05 7.00 6.95 6.90 6.85 ppm

2.00

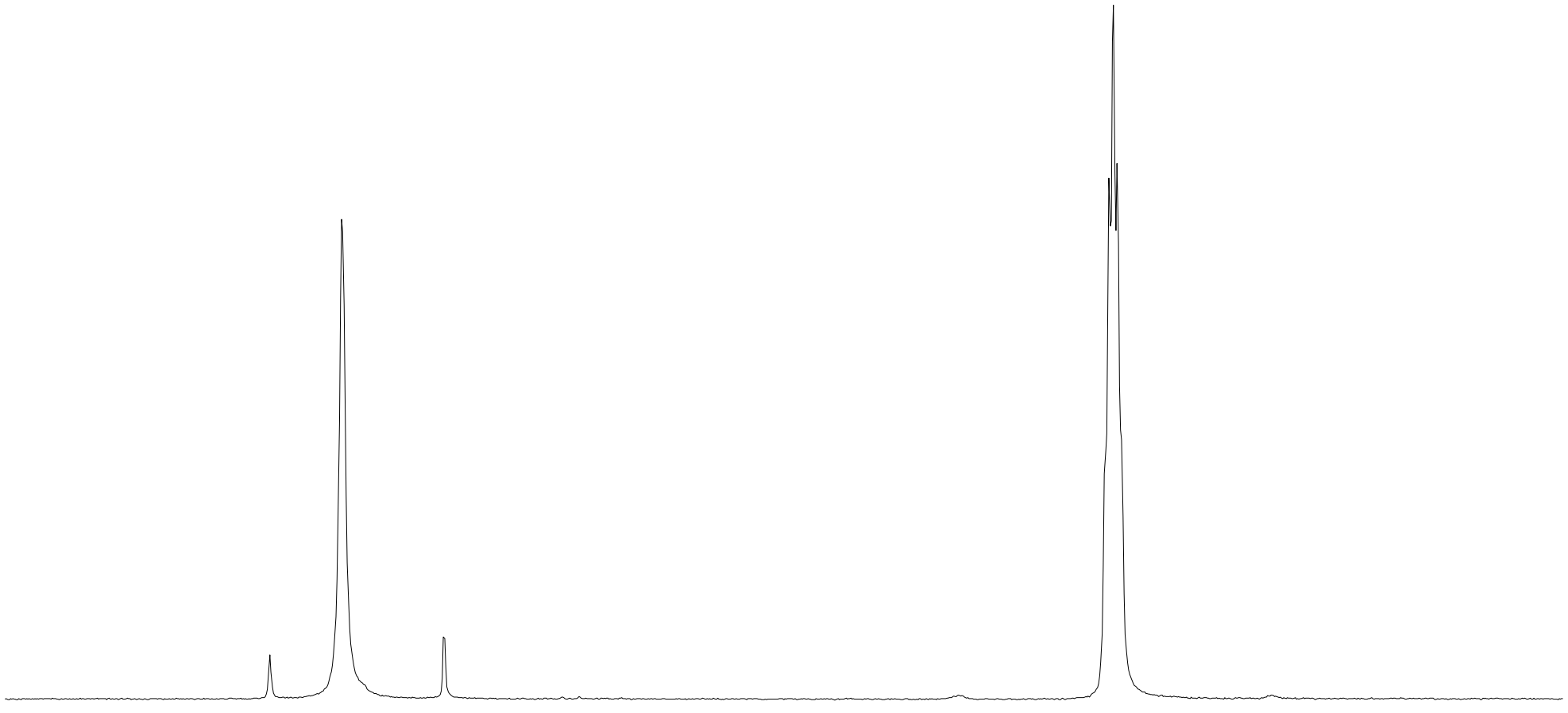
2.02

1.00

Thidiazuron in DMSO-d6  
AV 400  
1D Proton Spectrum  
16 scans  
August 26, 2015.

— 3.332

2.495  
2.490  
2.486



3.6 3.5 3.4 3.3 3.2 3.1 3.0 2.9 2.8 2.7 2.6 2.5 2.4 2.3 2.2 2.1 ppm

0.51

0.90